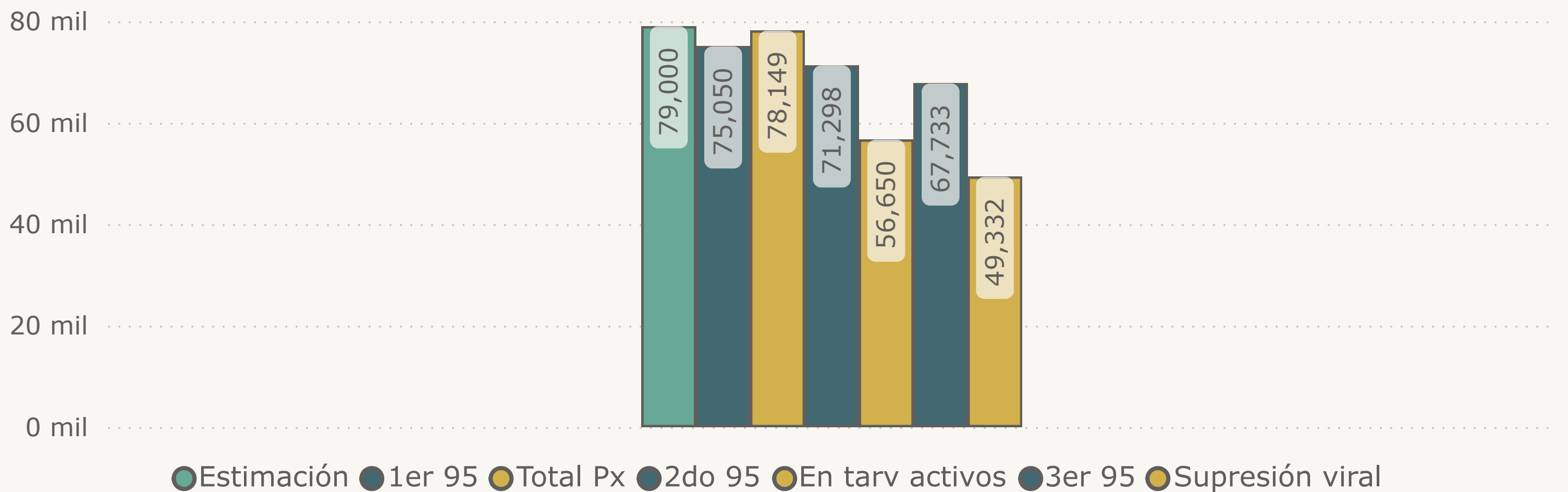


La **Estimación Nacional 2022**, de personas que viven con VIH en la República Dominicana es de **79,000**, a la fecha: **(30/12/2024)**, **78,149** personas conocen su estado serológico y están vinculadas a **87** establecimientos de salud que brindan servicios de VIH.

Pacientes en los servicios según estatus

| Servicio Estatus | Adultos | | Pediátricos | | Total | |
|---|---------------|---------------|-------------|--------------|---------------|----------------|
| | Conteo | % | Conteo | % | Conteo | % |
| <input type="checkbox"/> Activos | 56,508 | 72.31% | 479 | 0.61% | 56,987 | 72.92% |
| Px. Activos en Tratamiento | 56,184 | 71.89% | 466 | 0.60% | 56,650 | 72.49% |
| Px. Activos en Seguimiento Clínico | 324 | 0.41% | 13 | 0.02% | 337 | 0.43% |
| <input type="checkbox"/> Inactivos | 20,889 | 26.73% | 273 | 0.35% | 21,162 | 27.08% |
| Px. Inactivos en Tratamiento | 20,104 | 25.73% | 250 | 0.32% | 20,354 | 26.05% |
| Px. Inactivos en Seguimiento Clínico | 785 | 1.00% | 23 | 0.03% | 808 | 1.03% |
| Total | 77,397 | 99.04% | 752 | 0.96% | 78,149 | 100.00% |

Cascada de tratamiento



Cumplimiento Metas 95 - 95 - 95:

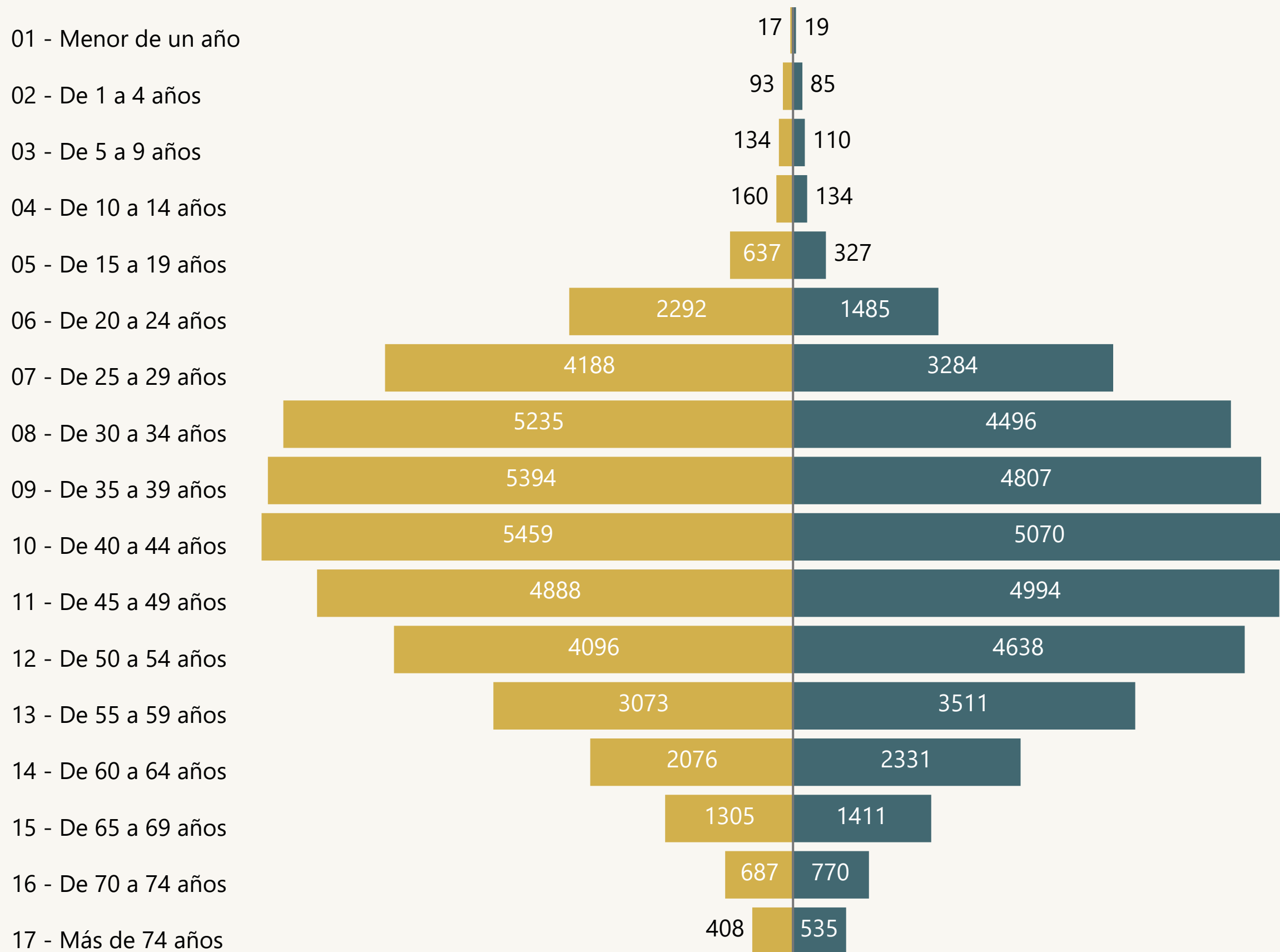
104.13 % (78,149 / 1er 95 75,050)
79.46 % (56,650 / 2do 95 71,298)
72.83 % (49,332 / 3er 95 67,733)

Cobertura de Estimación Nacional

98.92 % (78,149 / 79,000) conocen su estado serológico
71.71 % (56,650 / 79,000) en TARV activos
62.45 % (49,332 / 79,000) con supresión viral

Pacientes por grupos etarios y sexo

● F ● M

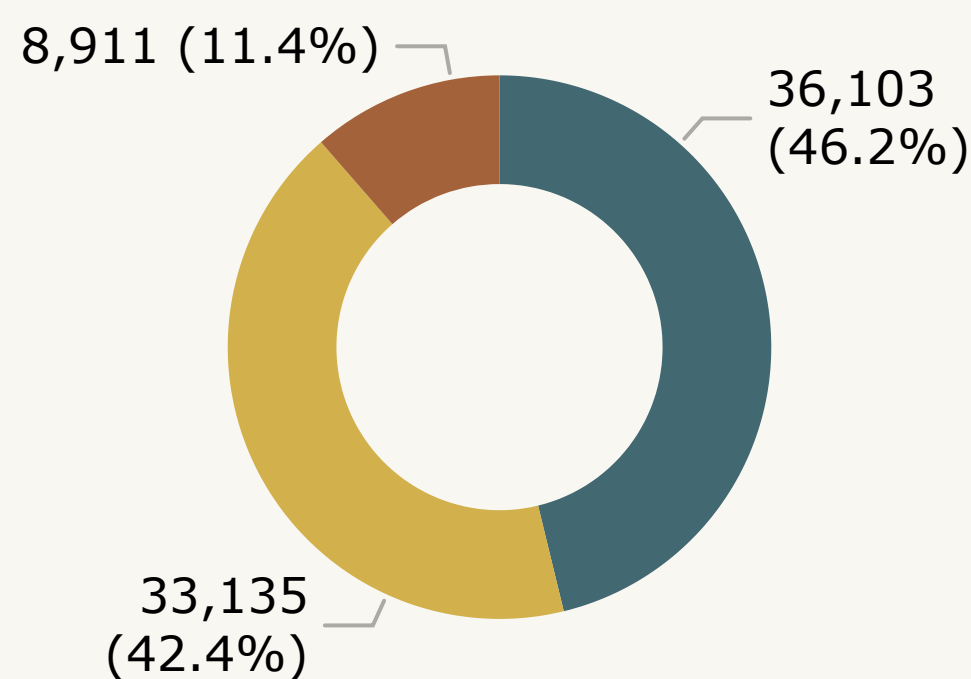
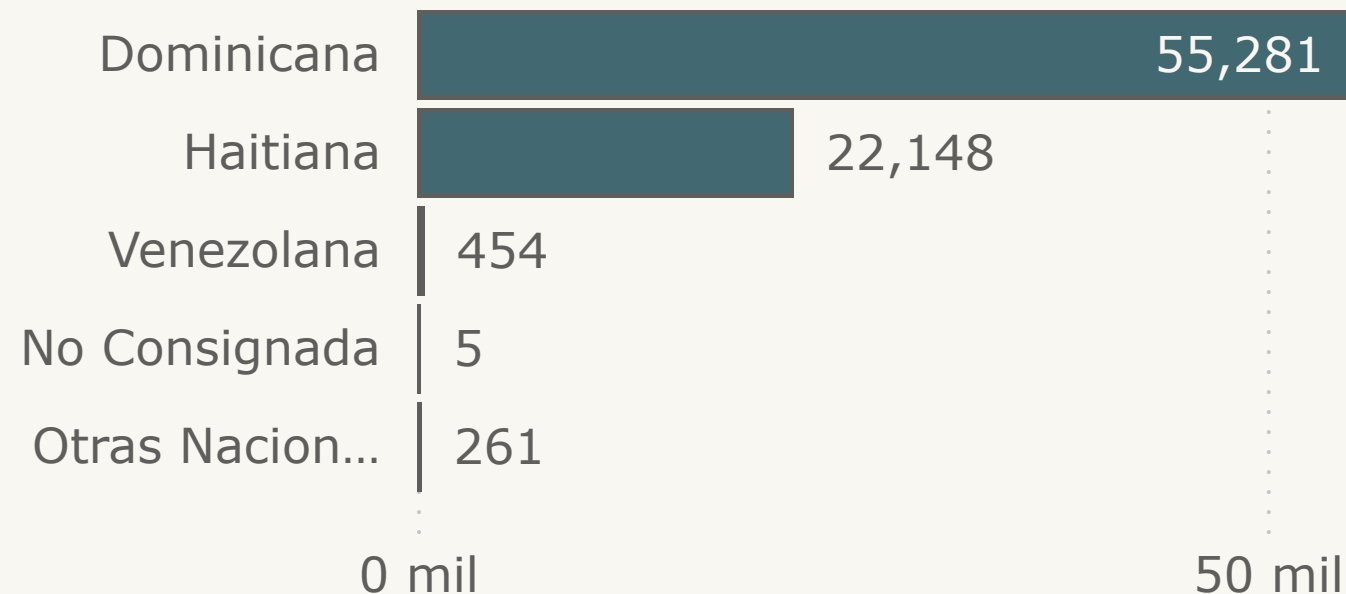


Continuo de atención por grupos etarios

| Servicio | Total Px | En tarv | Px en tarv activos | Con supresión viral |
|---|---------------|---------------|--------------------|---------------------|
| <input type="checkbox"/> Pediátricos | 752 | 695 | 466 | 324 |
| 01 - Menor de un año | 36 | 26 | 26 | 5 |
| 02 - De 1 a 4 años | 178 | 163 | 96 | 58 |
| 03 - De 5 a 9 años | 244 | 225 | 140 | 97 |
| 04 - De 10 a 14 años | 294 | 281 | 204 | 164 |
| <input type="checkbox"/> Adultos | 77,397 | 75,061 | 56,184 | 49,008 |
| 05 - De 15 a 19 años | 964 | 892 | 606 | 412 |
| 06 - De 20 a 24 años | 3,777 | 3,494 | 2,167 | 1,582 |
| 07 - De 25 a 29 años | 7,472 | 7,085 | 4,405 | 3,550 |
| 08 - De 30 a 34 años | 9,731 | 9,293 | 6,229 | 5,183 |
| 09 - De 35 a 39 años | 10,201 | 9,851 | 6,864 | 5,818 |
| 10 - De 40 a 44 años | 10,529 | 10,254 | 7,647 | 6,681 |
| 11 - De 45 a 49 años | 9,882 | 9,695 | 7,682 | 6,831 |
| 12 - De 50 a 54 años | 8,734 | 8,587 | 7,101 | 6,428 |
| 13 - De 55 a 59 años | 6,584 | 6,486 | 5,496 | 5,058 |
| 14 - De 60 a 64 años | 4,407 | 4,360 | 3,699 | 3,444 |
| 15 - De 65 a 69 años | 2,716 | 2,689 | 2,306 | 2,151 |
| 16 - De 70 a 74 años | 1,457 | 1,442 | 1,202 | 1,140 |
| 17 - Más de 74 años | 943 | 933 | 780 | 730 |
| Total | 78,149 | 75,756 | 56,650 | 49,332 |

Pacientes según nacionalidad

| Nacionalidad | Conteo | % |
|----------------------|---------------|----------------|
| Dominicana | 55,281 | 70.74% |
| Haitiana | 22,148 | 28.34% |
| Venezolana | 454 | 0.58% |
| No Consignada | 5 | 0.01% |
| Otras Nacionalidades | 261 | 0.33% |
| Total | 78,149 | 100.00% |



Afiliación SDSS

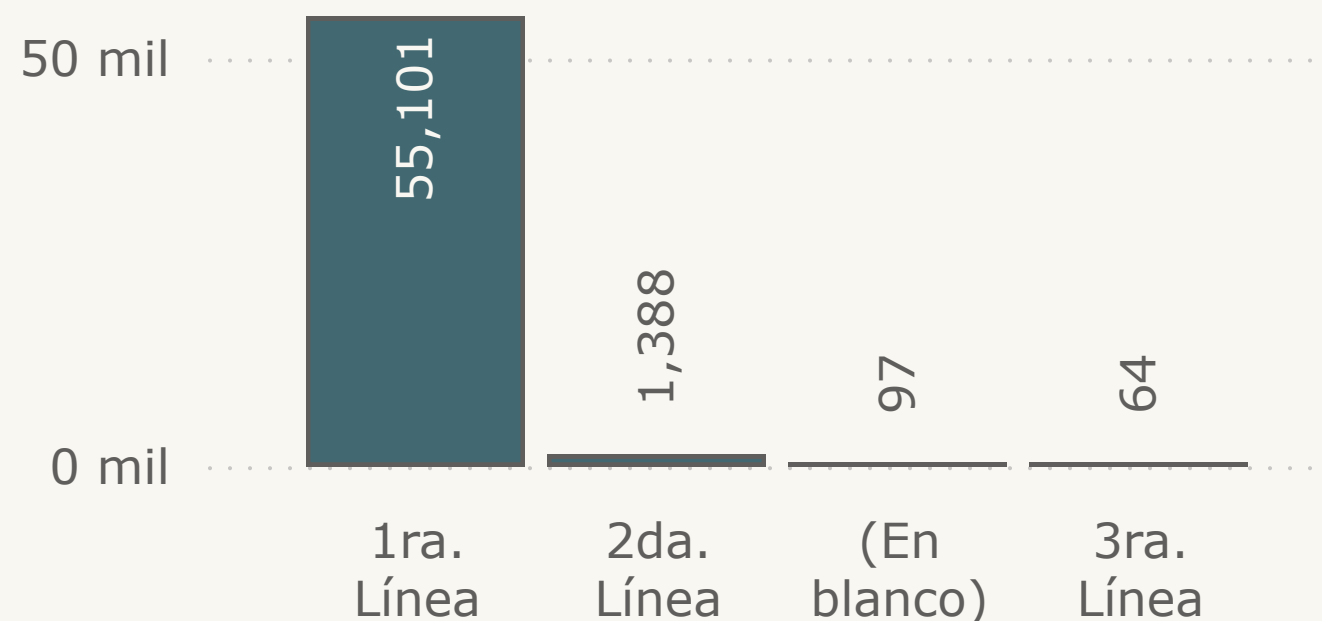
- SENASA
- No Afiliados
- ARS Privadas

Pacientes según aseguramiento

| Afiliación SDSS | Conteo | % |
|-----------------|---------------|----------------|
| SENASA | 36,103 | 46.20% |
| No Afiliados | 33,135 | 42.40% |
| ARS Privadas | 8,911 | 11.40% |
| Total | 78,149 | 100.00% |

Px por líneas de tarv y meses de dispensación

| Línea de Tratamiento | 1 | 2 | 3 | 6 | Total |
|----------------------|--------------|--------------|---------------|--------------|---------------|
| 1ra. Línea | 4,709 | 5,691 | 35,858 | 8,843 | 55,101 |
| 2da. Línea | 140 | 186 | 941 | 121 | 1,388 |
| | | | 97 | | 97 |
| 3ra. Línea | 12 | 15 | 34 | 3 | 64 |
| Total | 4,861 | 5,892 | 36,930 | 8,967 | 56,650 |



Carga Viral en últimos 12 meses

78,149

Total Px

55,773

Px con CV últimos 12 meses

71.37%

% Px con CV últimos 12 meses



SNS
SERVICIO NACIONAL
DE SALUD

Sistema de Registro Nacional de Atención Integral (SIRNAI)

Región

Todas

Año

2024

Mes

12

SAI

Todas

Pacientes por líneas y esquemas, según tiempo de dispensación en meses


| Estatus | 1 | 2 | 3 | 6 | Total |
|--|--------------|--------------|---------------|--------------|---------------|
| <input type="checkbox"/> Px. Activos en Tratamiento | 4,861 | 5,892 | 36,930 | 8,967 | 56,650 |
| <input type="checkbox"/> 1ra. Línea | 4,709 | 5,691 | 35,858 | 8,843 | 55,101 |
| <input type="checkbox"/> 2da. Línea | 140 | 186 | 941 | 121 | 1,388 |
| <input type="checkbox"/> | | | 97 | | 97 |
| <input type="checkbox"/> 3ra. Línea | 12 | 15 | 34 | 3 | 64 |
| Total | 4,861 | 5,892 | 36,930 | 8,967 | 56,650 |



Sistema de Registro Nacional de Atención Integral (SIRNAI)

Módulo FAPS - Atenciones a Poblaciones Claves

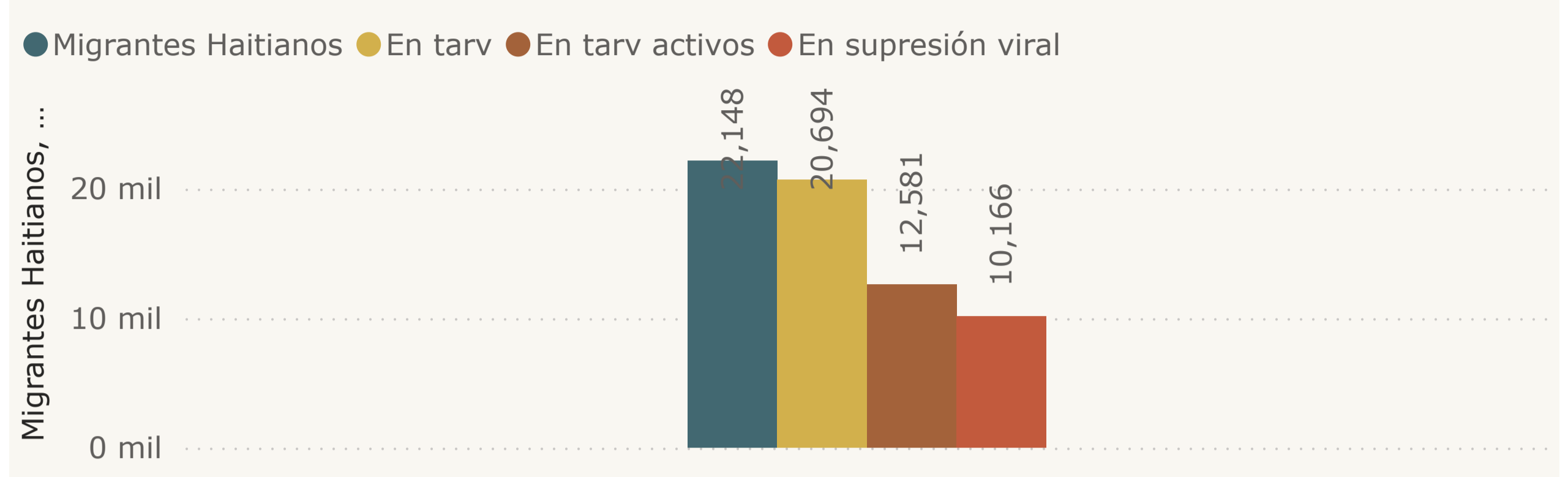
Año: 2024
 Mes: 12



Migrantes Haitianos

| | Caracterizado | No Caracterizado | Total |
|----------------------|---------------|------------------|----------------|
| Migrantes Haitianos | 18,378 | 3,770 | 22,148 |
| En tarv | 17,613 | 3,081 | 20,694 |
| % en tarv | 95.84 % | 81.72 % | 93.44 % |
| En tarv activos | 11,038 | 1,543 | 12,581 |
| % en tarv activos | 60.06% | 40.93% | 56.80% |
| En supresión viral | 9,225 | 941 | 10,166 |
| % en supresión viral | 83.57 % | 60.99 % | 80.80 % |

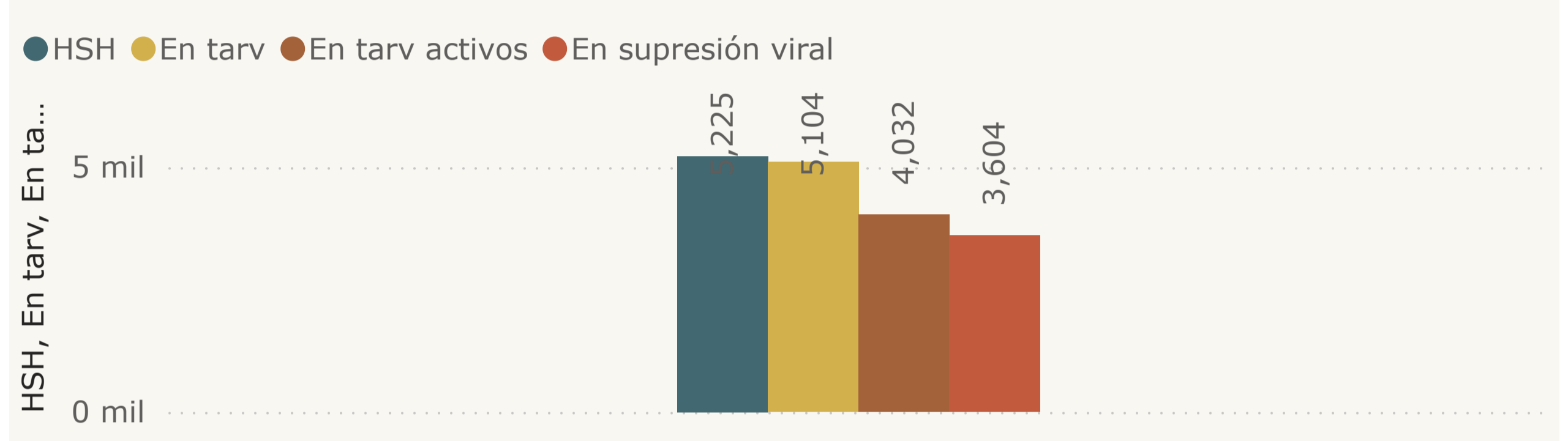
Migrantes Haitianos



HSH

| | |
|----------------------|---------|
| HSH | 5,225 |
| En tarv | 5,104 |
| % en tarv | 97.68 % |
| En tarv activos | 4,032 |
| % en tarv activos | 77.17% |
| En supresión viral | 3,604 |
| % en supresión viral | 89.38 % |

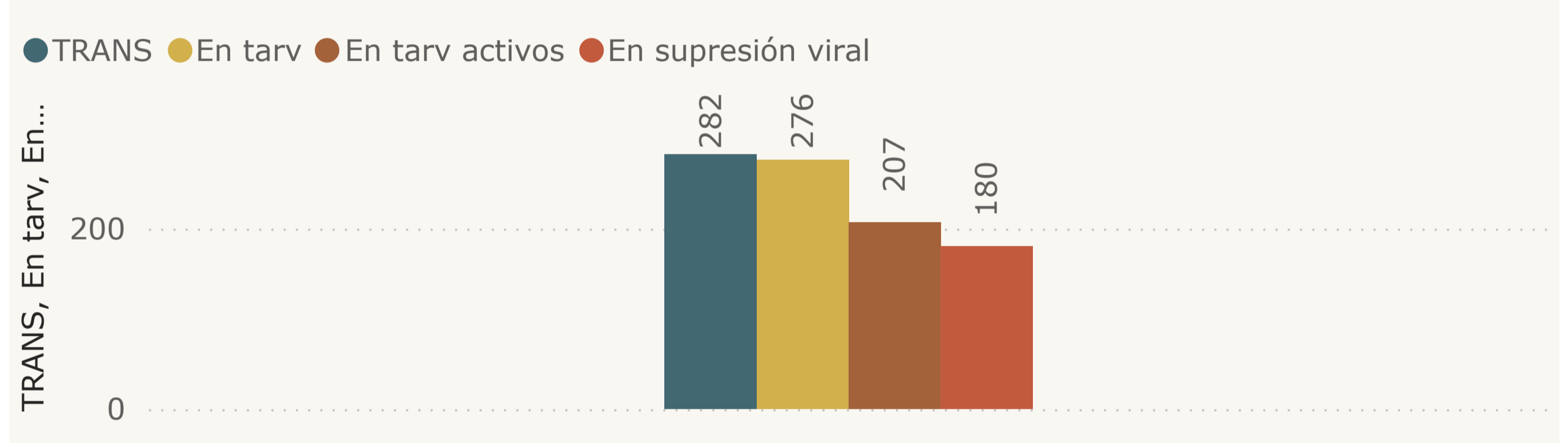
HSH



Trans

| | |
|----------------------|---------|
| TRANS | 282 |
| En tarv | 276 |
| % en tarv | 97.87 % |
| En tarv activos | 207 |
| % en tarv activos | 73.40% |
| En supresión viral | 180 |
| % En supresión viral | 86.96 % |

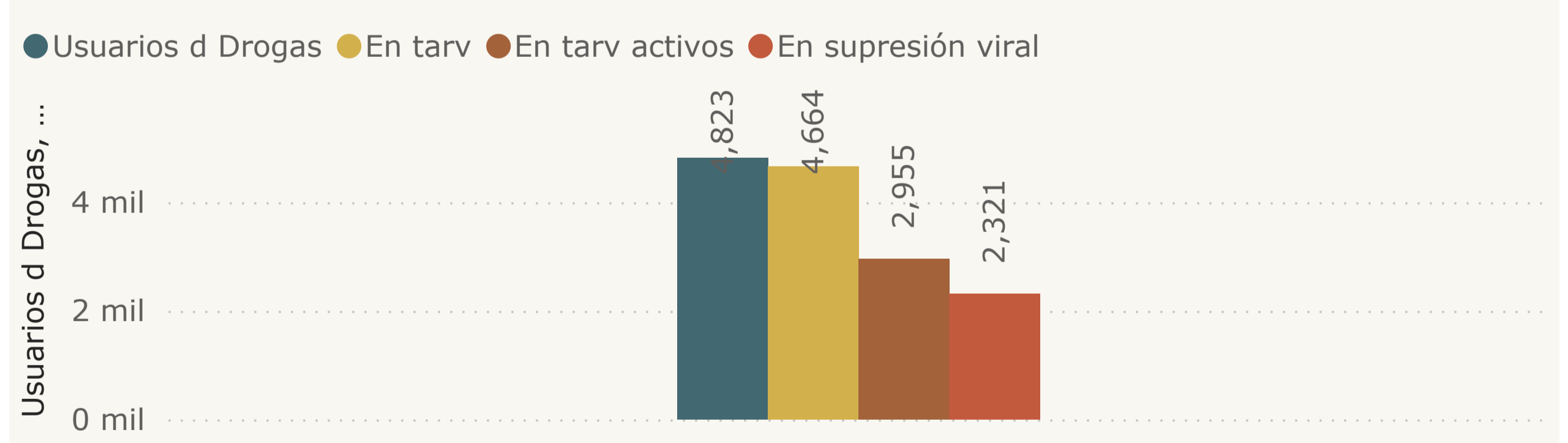
Trans



Usuarios de Drogas

| | No Endovenosa | Venosa | Total |
|----------------------|---------------|---------|----------------|
| Usuarios de Drogas | 436 | 4,387 | 4,823 |
| En tarv | 427 | 4,237 | 4,664 |
| % en tarv | 97.94 % | 96.58 % | 96.70 % |
| En tarv activos | 274 | 2,681 | 2,955 |
| % en tarv activos | 62.84% | 61.11% | 61.27% |
| En supresión viral | 221 | 2,100 | 2,321 |
| % en supresión viral | 80.66 % | 78.33 % | 78.54 % |

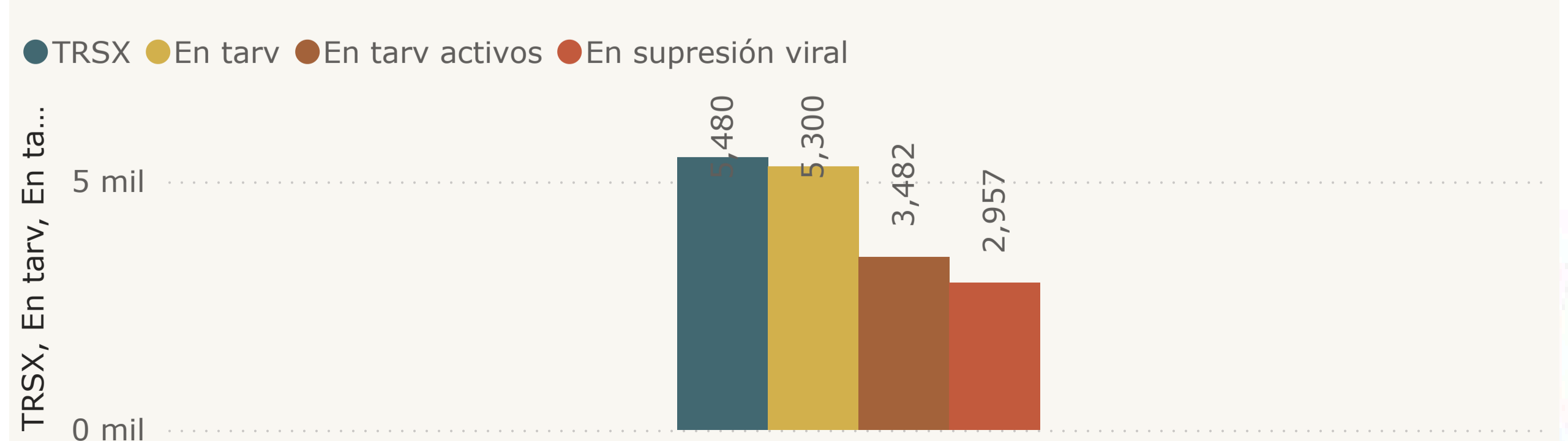
Usuarios de Drogas




TRSX

| | F | M | Total |
|----------------------|---------|---------|----------------|
| TRSX | 2,118 | 3,362 | 5,480 |
| En tarv | 2,052 | 3,248 | 5,300 |
| % en tarv | 96.88 % | 96.61 % | 96.72 % |
| En tarv activos | 1,237 | 2,245 | 3,482 |
| % en tarv activos | 58.40% | 66.78% | 63.54% |
| En supresión viral | 1,030 | 1,927 | 2,957 |
| % en supresión viral | 83.27 % | 85.84 % | 84.92 % |

TRSX





Continuo de atención por establecimientos


| REGIONES | Total Px | Px en tarv | 1er. 95 | Px en tarv activos | 2do. 95 | Px en tarv con supresión viral | 3er. 95 |
|---|---------------|---------------|----------------|--------------------|----------------|--------------------------------|---------------|
| REGION 0 | 37,178 | 35,747 | 96.15 % | 26,995 | 75.52 % | 23,719 | 87.86% |
| ACTIVO 20 30 SAI | 1,527 | 1,496 | 97.97 % | 1,260 | 84.22 % | 1,162 | 92.22% |
| AID for AIDS | 1,933 | 1,854 | 95.91 % | 1,633 | 88.08 % | 1,402 | 85.85% |
| CENTRAL FUERZA ARMADA | 419 | 417 | 99.52 % | 378 | 90.65 % | 353 | 93.39% |
| CENTRO DE ATENCION Y ESPECIALIDADES CAE | 1,217 | 1,188 | 97.62 % | 825 | 69.44 % | 743 | 90.06% |
| CENTRO DE ORIENTACION E INVESTIGACION INTEGRAL COIN | 3,849 | 3,581 | 93.04 % | 2,465 | 68.84 % | 2,162 | 87.71% |
| CENTRO PRIMER NIVEL Y ESPECIALIZADO LOTES Y SERVICIOS | 2,151 | 2,109 | 98.05 % | 1,417 | 67.19 % | 1,229 | 86.73% |
| CENTRO SANITARIO DE SANTO DOMINGO | 5,085 | 5,000 | 98.33 % | 3,903 | 78.06 % | 3,559 | 91.19% |
| CONSULTORIO ONG CASA ROSADA | 10 | 10 | 100.00 % | 10 | 100.00 % | 10 | 100.00% |
| CPN LAS CINCO CASAS | 2,117 | 1,947 | 91.97 % | 2,061 | 105.86 % | 1,857 | 90.10% |
| DR ANGEL CONTRERAS | 474 | 458 | 96.62 % | 338 | 73.80 % | 294 | 86.98% |
| DR FRANCISCO VICENTE CASTRO SANDOVAL | 627 | 606 | 96.65 % | 446 | 73.60 % | 349 | 78.25% |
| DR JOSE MANUEL RODRIGUEZ JIMENES | 614 | 598 | 97.39 % | 441 | 73.75 % | 403 | 91.38% |
| DR ROBERT REID CABRAL | 326 | 321 | 98.47 % | 194 | 60.44 % | 138 | 71.13% |
| DR VINICIO CALVENTI | 2,174 | 2,097 | 96.46 % | 1,517 | 72.34 % | 1,315 | 86.68% |
| DRA EVANGELINA RODRIGUEZ PEROZO | 4 | 3 | 75.00 % | 1 | 33.33 % | 0 | 0.00% |
| EL ALMIRANTE | 7 | 4 | 57.14 % | 1 | 25.00 % | 0 | 0.00% |
| ENGOMBE | 17 | 14 | 82.35 % | 1 | 7.14 % | 0 | 0.00% |
| EVANGELINA RODRIGUEZ PRO FAMILIA | 637 | 633 | 99.37 % | 510 | 80.57 % | 470 | 92.16% |
| INSTITUTO DE SEXUALIDAD HUMANA | 146 | 145 | 99.32 % | 129 | 88.97 % | 122 | 94.57% |
| INSTITUTO DERMATOLOGICO DOMINICANO | 933 | 930 | 99.68 % | 831 | 89.35 % | 804 | 96.75% |
| INSTITUTO DOMINICANO DE ESTUDIOS VIROLOGICO IDEV | 3,218 | 3,174 | 98.63 % | 2,000 | 63.01 % | 1,823 | 91.15% |
| MATERNIDAD NUESTRA SENORA DE LA ALTAGRACIA | 228 | 189 | 82.89 % | 80 | 42.33 % | 56 | 70.00% |
| MATERNO DR REYNALDO ALMANZAR | 33 | 33 | 100.00 % | 8 | 24.24 % | 7 | 87.50% |
| MOSCTHA MOVIMIENTO SOCIO CULTURAL TRABAJADORES HATIANOS MOSCTHA | 1,686 | 1,462 | 86.71 % | 848 | 58.00 % | 644 | 75.94% |
| PALAVE | 120 | 113 | 94.17 % | 81 | 71.68 % | 68 | 83.95% |
| PENAL DE LA VICTORIA | 98 | 95 | 96.94 % | 0 | 0.00 % | 0 | 0.00% |
| POLICIA NACIONAL HOSGEPOL | 374 | 369 | 98.66 % | 332 | 89.97 % | 294 | 88.55% |
| RAMON DE LARA | 549 | 536 | 97.63 % | 398 | 74.25 % | 343 | 86.18% |
| SALVADOR B GAUTIER | 673 | 653 | 97.03 % | 518 | 79.33 % | 485 | 93.63% |
| SAN LORENZO DE LOS MINA MATERNO INFANTIL | 493 | 453 | 91.89 % | 100 | 22.08 % | 57 | 57.00% |
| SEMMA | 136 | 135 | 99.26 % | 111 | 82.22 % | 101 | 90.99% |
| YAMASA | 217 | 212 | 97.70 % | 186 | 87.74 % | 154 | 82.80% |
| YOLANDA GUZMAN | 5,086 | 4,912 | 96.58 % | 3,972 | 80.86 % | 3,315 | 83.46% |
| REGION 1 | 3,103 | 3,080 | 99.26 % | 2,202 | 71.49 % | 1,767 | 80.25% |
| BARSEQUILLO | 2 | 2 | 100.00 % | 0 | 0.00 % | 0 | 0.00% |
| Total | 78,149 | 75,756 | 96.94 % | 56,650 | 74.78 % | 49,332 | 87.08% |



Sistema de Registro Nacional de Atención Integral (SIRNAI)

Módulo FAPPS - Estatus de pacientes por SAI

Año: 2024 | Mes: 12



Estatus de pacientes por establecimientos


| Estatus | Px. Activos en Seguimiento Clínico | | Px. Activos en Tratamiento | | Px. Inactivos en Seguimiento Clínico | | Px. Inactivos en Tratamiento | | Total | |
|---|------------------------------------|--------------|----------------------------|---------------|--------------------------------------|--------------|------------------------------|---------------|---------------|----------------|
| | Conteo | % | Conteo | % | Conteo | % | Conteo | % | Conteo | % |
| REGIONES | | | | | | | | | | |
| REGION 0 | 160 | 0.43% | 26,995 | 72.61% | 373 | 1.00% | 9,650 | 25.96% | 37,178 | 100.00% |
| ACTIVO 20 30 SAI | 9 | 0.59% | 1,260 | 82.51% | 10 | 0.65% | 248 | 16.24% | 1,527 | 100.00% |
| AID for AIDS | 3 | 0.16% | 1,633 | 84.48% | 13 | 0.67% | 284 | 14.69% | 1,933 | 100.00% |
| CENTRAL FUERZA ARMADA | | | 378 | 90.21% | 1 | 0.24% | 40 | 9.55% | 419 | 100.00% |
| CENTRO DE ATENCION Y ESPECIALIDADES CAE | 5 | 0.41% | 825 | 67.79% | 12 | 0.99% | 375 | 30.81% | 1,217 | 100.00% |
| CENTRO DE ORIENTACION E INVESTIGACION INTEGRAL COIN | 36 | 0.94% | 2,465 | 64.04% | 107 | 2.78% | 1,241 | 32.24% | 3,849 | 100.00% |
| CENTRO PRIMER NIVEL Y ESPECIALIZADO LOTES Y SERVICIOS | 5 | 0.23% | 1,417 | 65.88% | 19 | 0.88% | 710 | 33.01% | 2,151 | 100.00% |
| CENTRO SANITARIO DE SANTO DOMINGO | 24 | 0.47% | 3,903 | 76.76% | 53 | 1.04% | 1,105 | 21.73% | 5,085 | 100.00% |
| CONSULTORIO ONG CASA ROSADA | | | 10 | 100.00% | | | | | 10 | 100.00% |
| CPN LAS CINCO CASAS | | | 2,061 | 97.35% | 1 | 0.05% | 55 | 2.60% | 2,117 | 100.00% |
| DR ANGEL CONTRERAS | | | 338 | 71.31% | | | 136 | 28.69% | 474 | 100.00% |
| DR FRANCISCO VICENTE CASTRO SANDOVAL | 2 | 0.32% | 446 | 71.13% | 13 | 2.07% | 166 | 26.48% | 627 | 100.00% |
| DR JOSE MANUEL RODRIGUEZ JIMENES | | | 441 | 71.82% | 15 | 2.44% | 158 | 25.73% | 614 | 100.00% |
| DR ROBERT REID CABRAL | 1 | 0.31% | 194 | 59.51% | 4 | 1.23% | 127 | 38.96% | 326 | 100.00% |
| DR VINICIO CALVENTI | 5 | 0.23% | 1,517 | 69.78% | 11 | 0.51% | 641 | 29.48% | 2,174 | 100.00% |
| DRA EVANGELINA RODRIGUEZ PEROZO | | | 1 | 25.00% | | | 3 | 75.00% | 4 | 100.00% |
| EL ALMIRANTE | | | 1 | 14.29% | | | 6 | 85.71% | 7 | 100.00% |
| ENGOMBE | | | 1 | 5.88% | | | 16 | 94.12% | 17 | 100.00% |
| EVANGELINA RODRIGUEZ PRO FAMILIA | | | 510 | 80.06% | 4 | 0.63% | 123 | 19.31% | 637 | 100.00% |
| INSTITUTO DE SEXUALIDAD HUMANA | | | 129 | 88.36% | 1 | 0.68% | 16 | 10.96% | 146 | 100.00% |
| INSTITUTO DERMATOLOGICO DOMINICANO | 1 | 0.11% | 831 | 89.07% | 1 | 0.11% | 100 | 10.72% | 933 | 100.00% |
| INSTITUTO DOMINICANO DE ESTUDIOS VIROLOGICO IDEV | 11 | 0.34% | 2,000 | 62.15% | 22 | 0.68% | 1,185 | 36.82% | 3,218 | 100.00% |
| MATERNIDAD NUESTRA SENORA DE LA ALTAGRACIA | 3 | 1.32% | 80 | 35.09% | 9 | 3.95% | 136 | 59.65% | 228 | 100.00% |
| MATERNO DR REYNALDO ALMANZAR | | | 8 | 24.24% | | | 25 | 75.76% | 33 | 100.00% |
| MOSCTHA MOVIMIENTO SOCIO CULTURAL TRABAJADORES HATIANOS MOSCTHA | 22 | 1.30% | 848 | 50.30% | 5 | 0.30% | 811 | 48.10% | 1,686 | 100.00% |
| PALAVE | 1 | 0.83% | 81 | 67.50% | 6 | 5.00% | 32 | 26.67% | 120 | 100.00% |
| PENAL DE LA VICTORIA | | | | | 1 | 1.02% | 97 | 98.98% | 98 | 100.00% |
| POLICIA NACIONAL HOSGEPOL | | | 332 | 88.77% | 1 | 0.27% | 41 | 10.96% | 374 | 100.00% |
| RAMON DE LARA | 4 | 0.73% | 398 | 72.50% | 3 | 0.55% | 144 | 26.23% | 549 | 100.00% |
| SALVADOR B GAUTIER | 13 | 1.93% | 518 | 76.97% | 7 | 1.04% | 135 | 20.06% | 673 | 100.00% |
| SAN LORENZO DE LOS MINA MATERNO INFANTIL | 1 | 0.20% | 100 | 20.28% | 10 | 2.03% | 382 | 77.48% | 493 | 100.00% |
| SEMMA | 1 | 0.74% | 111 | 81.62% | | | 24 | 17.65% | 136 | 100.00% |
| YAMASA | | | 186 | 85.71% | 3 | 1.38% | 28 | 12.90% | 217 | 100.00% |
| YOLANDA GUZMAN | 13 | 0.26% | 3,972 | 78.10% | 41 | 0.81% | 1,060 | 20.84% | 5,086 | 100.00% |
| REGION 1 | 3 | 0.10% | 2,202 | 70.96% | 7 | 0.23% | 891 | 28.71% | 3,103 | 100.00% |
| BARSEQUILLO | | | | | | | 2 | 100.00% | 2 | 100.00% |
| JUAN PABLO PINA | 2 | 0.11% | 1,271 | 69.30% | 2 | 0.11% | 559 | 30.48% | 1,834 | 100.00% |
| NUESTRA SENORA DE REGLA | 1 | 0.14% | 550 | 74.93% | 3 | 0.41% | 180 | 24.52% | 734 | 100.00% |
| SAN JOSE | | | 125 | 62.19% | 2 | 1.00% | 74 | 36.82% | 201 | 100.00% |
| VILLA ALTAGRACIA | | | 256 | 77.11% | | | 76 | 22.89% | 332 | 100.00% |
| REGION 2 | 57 | 0.42% | 10,010 | 73.59% | 131 | 0.96% | 3,405 | 25.03% | 13,603 | 100.00% |
| Total | 337 | 0.43% | 56,650 | 72.49% | 808 | 1.03% | 20,354 | 26.05% | 78,149 | 100.00% |



Sistema de Registro Nacional de Atención Integral (SIRNAI)


Módulo FAPPS - Estatus de pacientes por SAI según nacionalidad

Año: 2024 Mes: 12




Estatus de pacientes por establecimientos

| Estatus | Px. Activos en Seguimiento Clínico | | Px. Activos en Tratamiento | | Px. Inactivos en Seguimiento Clínico | | Px. Inactivos en Tratamiento | | Total | |
|---|------------------------------------|--------------|----------------------------|----------------|--------------------------------------|--------------|------------------------------|---------------|---------------|----------------|
| REGIONES | Conteo | % | Conteo | % | Conteo | % | Conteo | % | Conteo | % |
| <input type="checkbox"/> REGION 0 | 160 | 0.43% | 26,995 | 72.61% | 373 | 1.00% | 9,650 | 25.96% | 37,178 | 100.00% |
| <input type="checkbox"/> ACTIVO 20 30 SAI | 9 | 0.59% | 1,260 | 82.51% | 10 | 0.65% | 248 | 16.24% | 1,527 | 100.00% |
| Dominicana | 6 | 0.54% | 923 | 82.71% | 6 | 0.54% | 181 | 16.22% | 1,116 | 100.00% |
| Haitiana | 3 | 0.76% | 325 | 82.07% | 4 | 1.01% | 64 | 16.16% | 396 | 100.00% |
| Venezolana | | | 11 | 78.57% | | | 3 | 21.43% | 14 | 100.00% |
| Otras Nacionalidades | | | 1 | 100.00% | | | | | 1 | 100.00% |
| <input type="checkbox"/> AID for AIDS | 3 | 0.16% | 1,633 | 84.48% | 13 | 0.67% | 284 | 14.69% | 1,933 | 100.00% |
| Dominicana | | | 305 | 80.05% | 2 | 0.52% | 74 | 19.42% | 381 | 100.00% |
| Haitiana | 3 | 0.20% | 1,317 | 85.63% | 11 | 0.72% | 207 | 13.46% | 1,538 | 100.00% |
| Venezolana | | | 9 | 100.00% | | | | | 9 | 100.00% |
| Otras Nacionalidades | | | 2 | 40.00% | | | 3 | 60.00% | 5 | 100.00% |
| <input type="checkbox"/> CENTRAL FUERZA ARMADA | | | 378 | 90.21% | 1 | 0.24% | 40 | 9.55% | 419 | 100.00% |
| Dominicana | | | 376 | 90.38% | 1 | 0.24% | 39 | 9.38% | 416 | 100.00% |
| Haitiana | | | 1 | 100.00% | | | | | 1 | 100.00% |
| No Consignada | | | | | | | 1 | 100.00% | 1 | 100.00% |
| Otras Nacionalidades | | | 1 | 100.00% | | | | | 1 | 100.00% |
| <input type="checkbox"/> CENTRO DE ATENCION Y ESPECIALIDADES CAE | 5 | 0.41% | 825 | 67.79% | 12 | 0.99% | 375 | 30.81% | 1,217 | 100.00% |
| Dominicana | 5 | 0.46% | 775 | 70.58% | 9 | 0.82% | 309 | 28.14% | 1,098 | 100.00% |
| Haitiana | | | 3 | 17.65% | | | 14 | 82.35% | 17 | 100.00% |
| Venezolana | | | 26 | 41.94% | | | 36 | 58.06% | 62 | 100.00% |
| Otras Nacionalidades | | | 21 | 52.50% | 3 | 7.50% | 16 | 40.00% | 40 | 100.00% |
| <input type="checkbox"/> CENTRO DE ORIENTACION E INVESTIGACION INTEGRAL COIN | 36 | 0.94% | 2,465 | 64.04% | 107 | 2.78% | 1,241 | 32.24% | 3,849 | 100.00% |
| Dominicana | 15 | 0.58% | 1,944 | 75.29% | 45 | 1.74% | 578 | 22.39% | 2,582 | 100.00% |
| Haitiana | 21 | 1.75% | 470 | 39.07% | 62 | 5.15% | 650 | 54.03% | 1,203 | 100.00% |
| Venezolana | | | 39 | 86.67% | | | 6 | 13.33% | 45 | 100.00% |
| No Consignada | | | | | | | 1 | 100.00% | 1 | 100.00% |
| Otras Nacionalidades | | | 12 | 66.67% | | | 6 | 33.33% | 18 | 100.00% |
| <input type="checkbox"/> CENTRO PRIMER NIVEL Y ESPECIALIZADO LOTES Y SERVICIOS | 5 | 0.23% | 1,417 | 65.88% | 19 | 0.88% | 710 | 33.01% | 2,151 | 100.00% |
| Dominicana | 4 | 0.24% | 1,199 | 72.32% | 10 | 0.60% | 445 | 26.84% | 1,658 | 100.00% |
| Haitiana | 1 | 0.21% | 205 | 43.16% | 7 | 1.47% | 262 | 55.16% | 475 | 100.00% |
| Venezolana | | | 9 | 75.00% | 1 | 8.33% | 2 | 16.67% | 12 | 100.00% |
| Otras Nacionalidades | | | 4 | 66.67% | 1 | 16.67% | 1 | 16.67% | 6 | 100.00% |
| <input type="checkbox"/> CENTRO SANITARIO DE SANTO DOMINGO | 24 | 0.47% | 3,903 | 76.76% | 53 | 1.04% | 1,105 | 21.73% | 5,085 | 100.00% |
| Dominicana | 24 | 0.53% | 3,598 | 79.06% | 28 | 0.62% | 901 | 19.80% | 4,551 | 100.00% |
| Haitiana | | | 253 | 55.85% | 25 | 5.52% | 175 | 38.63% | 453 | 100.00% |
| Venezolana | | | 43 | 65.15% | | | 23 | 34.85% | 66 | 100.00% |
| Otras Nacionalidades | | | 9 | 60.00% | | | 6 | 40.00% | 15 | 100.00% |
| <input type="checkbox"/> CONSULTORIO ONG CASA ROSADA | | | 10 | 100.00% | | | | | 10 | 100.00% |
| Dominicana | | | 7 | 100.00% | | | | | 7 | 100.00% |
| Haitiana | | | 3 | 100.00% | | | | | 3 | 100.00% |
| Total | 337 | 0.43% | 56,650 | 72.49% | 808 | 1.03% | 20,354 | 26.05% | 78,149 | 100.00% |



Pacientes por provincia de procedencia

| Condición Provincia de procedencia | Px. Activos en Seguimiento Clínico | | Px. Activos en Tratamiento | | Px. Inactivos en Seguimiento Clínico | | Px. Inactivos en Tratamiento | | Total | |
|---------------------------------------|------------------------------------|----------------|----------------------------|----------------|--------------------------------------|----------------|------------------------------|----------------|---------------|----------------|
| | Conteo | % | Conteo | % | Conteo | % | Conteo | % | Conteo | % |
| SANTO DOMINGO | 91 | 27.00% | 15,961 | 28.17% | 241 | 29.83% | 6,497 | 31.92% | 22,790 | 29.16% |
| SANTIAGO | 25 | 7.42% | 5,766 | 10.18% | 67 | 8.29% | 2,194 | 10.78% | 8,052 | 10.30% |
| DISTRITO NACIONAL | 52 | 15.43% | 5,537 | 9.77% | 99 | 12.25% | 2,067 | 10.16% | 7,755 | 9.92% |
| LA ALTAGRACIA | 16 | 4.75% | 3,136 | 5.54% | 73 | 9.03% | 1,513 | 7.43% | 4,738 | 6.06% |
| PUERTO PLATA | 15 | 4.45% | 2,799 | 4.94% | 32 | 3.96% | 850 | 4.18% | 3,696 | 4.73% |
| SAN CRISTOBAL | 8 | 2.37% | 2,487 | 4.39% | 11 | 1.36% | 832 | 4.09% | 3,338 | 4.27% |
| LA ROMANA | 6 | 1.78% | 2,285 | 4.03% | 37 | 4.58% | 741 | 3.64% | 3,069 | 3.93% |
| MONTE PLATA | 2 | 0.59% | 2,615 | 4.62% | 8 | 0.99% | 300 | 1.47% | 2,925 | 3.74% |
| SAN PEDRO DE MACORIS | 8 | 2.37% | 1,860 | 3.28% | 42 | 5.20% | 604 | 2.97% | 2,514 | 3.22% |
| LA VEGA | 6 | 1.78% | 1,746 | 3.08% | 24 | 2.97% | 588 | 2.89% | 2,364 | 3.02% |
| VALVERDE | 4 | 1.19% | 1,175 | 2.07% | 8 | 0.99% | 556 | 2.73% | 1,743 | 2.23% |
| DUARTE | 4 | 1.19% | 1,147 | 2.02% | 12 | 1.49% | 322 | 1.58% | 1,485 | 1.90% |
| SAN JUAN | 2 | 0.59% | 962 | 1.70% | 2 | 0.25% | 273 | 1.34% | 1,239 | 1.59% |
| MONTE CRISTI | 1 | 0.30% | 793 | 1.40% | 8 | 0.99% | 400 | 1.97% | 1,202 | 1.54% |
| ESPAILLAT | 11 | 3.26% | 837 | 1.48% | 23 | 2.85% | 262 | 1.29% | 1,133 | 1.45% |
| PERAVIA | 2 | 0.59% | 777 | 1.37% | 5 | 0.62% | 295 | 1.45% | 1,079 | 1.38% |
| MARIA TRINIDAD SANCHEZ | 8 | 2.37% | 798 | 1.41% | 5 | 0.62% | 210 | 1.03% | 1,021 | 1.31% |
| SAMANA | 3 | 0.89% | 785 | 1.39% | 13 | 1.61% | 199 | 0.98% | 1,000 | 1.28% |
| BARAHONA | 7 | 2.08% | 681 | 1.20% | 22 | 2.72% | 218 | 1.07% | 928 | 1.19% |
| MONSEÑOR NOUEL | 2 | 0.59% | 604 | 1.07% | 3 | 0.37% | 225 | 1.11% | 834 | 1.07% |
| AZUA | 38 | 11.28% | 595 | 1.05% | 17 | 2.10% | 174 | 0.85% | 824 | 1.05% |
| SANCHEZ RAMIREZ | 1 | 0.30% | 644 | 1.14% | 3 | 0.37% | 121 | 0.59% | 769 | 0.98% |
| EL SEIBO | 12 | 3.56% | 538 | 0.95% | 16 | 1.98% | 164 | 0.81% | 730 | 0.93% |
| DAJABON | 1 | 0.30% | 549 | 0.97% | 2 | 0.25% | 119 | 0.58% | 671 | 0.86% |
| HATO MAYOR | 2 | 0.59% | 401 | 0.71% | 6 | 0.74% | 133 | 0.65% | 542 | 0.69% |
| HERMANAS MIRABAL | | | 260 | 0.46% | 3 | 0.37% | 87 | 0.43% | 350 | 0.45% |
| SANTIAGO RODRIGUEZ | 2 | 0.59% | 233 | 0.41% | | | 91 | 0.45% | 326 | 0.42% |
| SAN JOSE DE OCOA | | | 171 | 0.30% | 2 | 0.25% | 87 | 0.43% | 260 | 0.33% |
| BAHORUCO | | | 179 | 0.32% | 13 | 1.61% | 61 | 0.30% | 253 | 0.32% |
| ELIAS PIÑA | 5 | 1.48% | 122 | 0.22% | 4 | 0.50% | 61 | 0.30% | 192 | 0.25% |
| PEDERNALES | 1 | 0.30% | 93 | 0.16% | 4 | 0.50% | 67 | 0.33% | 165 | 0.21% |
| INDEPENDENCIA | 2 | 0.59% | 114 | 0.20% | 3 | 0.37% | 43 | 0.21% | 162 | 0.21% |
| Total | 337 | 100.00% | 56,650 | 100.00% | 808 | 100.00% | 20,354 | 100.00% | 78,149 | 100.00% |



Pacientes por provincia de atención

| Condición Provincia de atención | Px. Activos en Seguimiento Clínico | | Px. Activos en Tratamiento | | Px. Inactivos en Seguimiento Clínico | | Px. Inactivos en Tratamiento | | Total | |
|------------------------------------|------------------------------------|----------------|----------------------------|----------------|--------------------------------------|----------------|------------------------------|----------------|---------------|----------------|
| | Conteo | % | Conteo | % | Conteo | % | Conteo | % | Conteo | % |
| DISTRITO NACIONAL | 117 | 34.72% | 17,950 | 31.69% | 288 | 35.64% | 6,117 | 30.05% | 24,472 | 31.31% |
| SANTO DOMINGO | 43 | 12.76% | 6,460 | 11.40% | 81 | 10.02% | 3,314 | 16.28% | 9,898 | 12.67% |
| SANTIAGO | 28 | 8.31% | 6,504 | 11.48% | 72 | 8.91% | 2,285 | 11.23% | 8,889 | 11.37% |
| LA ROMANA | 5 | 1.48% | 3,000 | 5.30% | 47 | 5.82% | 1,003 | 4.93% | 4,055 | 5.19% |
| PUERTO PLATA | 19 | 5.64% | 3,024 | 5.34% | 36 | 4.46% | 923 | 4.53% | 4,002 | 5.12% |
| LA ALTAGRACIA | 12 | 3.56% | 2,370 | 4.18% | 67 | 8.29% | 1,281 | 6.29% | 3,730 | 4.77% |
| MONTE PLATA | | | 2,585 | 4.56% | 4 | 0.50% | 219 | 1.08% | 2,808 | 3.59% |
| LA VEGA | 4 | 1.19% | 1,817 | 3.21% | 19 | 2.35% | 600 | 2.95% | 2,440 | 3.12% |
| SAN PEDRO DE MACORIS | 8 | 2.37% | 1,681 | 2.97% | 44 | 5.45% | 552 | 2.71% | 2,285 | 2.92% |
| SAN CRISTOBAL | 2 | 0.59% | 1,527 | 2.70% | 2 | 0.25% | 637 | 3.13% | 2,168 | 2.77% |
| DUARTE | 3 | 0.89% | 1,442 | 2.55% | 15 | 1.86% | 372 | 1.83% | 1,832 | 2.34% |
| VALVERDE | 4 | 1.19% | 1,122 | 1.98% | 10 | 1.24% | 553 | 2.72% | 1,689 | 2.16% |
| SAN JUAN | 2 | 0.59% | 781 | 1.38% | 1 | 0.12% | 237 | 1.16% | 1,021 | 1.31% |
| BARAHONA | 6 | 1.78% | 743 | 1.31% | 38 | 4.70% | 230 | 1.13% | 1,017 | 1.30% |
| MONTE CRISTI | 1 | 0.30% | 569 | 1.00% | 5 | 0.62% | 335 | 1.65% | 910 | 1.16% |
| SAMANA | 3 | 0.89% | 621 | 1.10% | 11 | 1.36% | 168 | 0.83% | 803 | 1.03% |
| PERAVIA | 1 | 0.30% | 550 | 0.97% | 3 | 0.37% | 180 | 0.88% | 734 | 0.94% |
| AZUA | 39 | 11.57% | 507 | 0.89% | 15 | 1.86% | 169 | 0.83% | 730 | 0.93% |
| ESPAILLAT | 10 | 2.97% | 482 | 0.85% | 23 | 2.85% | 197 | 0.97% | 712 | 0.91% |
| EL SEIBO | 13 | 3.86% | 438 | 0.77% | 14 | 1.73% | 138 | 0.68% | 603 | 0.77% |
| DAJABON | | | 472 | 0.83% | | | 79 | 0.39% | 551 | 0.71% |
| MONSEÑOR NOUEL | 2 | 0.59% | 346 | 0.61% | | | 172 | 0.85% | 520 | 0.67% |
| SANCHEZ RAMIREZ | | | 354 | 0.62% | 2 | 0.25% | 40 | 0.20% | 396 | 0.51% |
| HATO MAYOR | | | 289 | 0.51% | 2 | 0.25% | 80 | 0.39% | 371 | 0.47% |
| SANTIAGO RODRIGUEZ | 2 | 0.59% | 234 | 0.41% | | | 96 | 0.47% | 332 | 0.42% |
| HERMANAS MIRABAL | | | 212 | 0.37% | 2 | 0.25% | 89 | 0.44% | 303 | 0.39% |
| MARIA TRINIDAD SANCHEZ | 6 | 1.78% | 208 | 0.37% | 1 | 0.12% | 74 | 0.36% | 289 | 0.37% |
| SAN JOSE DE OCOA | | | 125 | 0.22% | 2 | 0.25% | 74 | 0.36% | 201 | 0.26% |
| ELIAS PIÑA | 4 | 1.19% | 88 | 0.16% | 4 | 0.50% | 50 | 0.25% | 146 | 0.19% |
| PEDERNALES | 1 | 0.30% | 79 | 0.14% | | | 62 | 0.30% | 142 | 0.18% |
| INDEPENDENCIA | 2 | 0.59% | 70 | 0.12% | | | 28 | 0.14% | 100 | 0.13% |
| Total | 337 | 100.00% | 56,650 | 100.00% | 808 | 100.00% | 20,354 | 100.00% | 78,149 | 100.00% |

Pacientes nuevos por años

| REGIONES | 2021 | 2022 | 2023 | 2024 |
|--------------|--------------|--------------|--------------|--------------|
| + REGION 0 | 4,508 | 4,305 | 4,064 | 3,969 |
| + REGION 1 | 389 | 424 | 460 | 346 |
| + REGION 2 | 1,448 | 1,298 | 1,292 | 1,370 |
| + REGION 3 | 281 | 319 | 357 | 377 |
| + REGION 4 | 112 | 144 | 141 | 135 |
| + REGION 5 | 1,280 | 1,100 | 1,046 | 948 |
| + REGION 6 | 123 | 168 | 192 | 209 |
| + REGION 7 | 357 | 345 | 311 | 353 |
| + REGION 8 | 364 | 416 | 441 | 410 |
| Total | 8,805 | 8,470 | 8,262 | 8,057 |

Pacientes nuevos en tratamiento por años

| REGIONES | 2021 | 2022 | 2023 | 2024 |
|--------------|--------------|--------------|--------------|--------------|
| + REGION 0 | 4,361 | 4,033 | 3,694 | 3,036 |
| + REGION 1 | 414 | 424 | 442 | 324 |
| + REGION 2 | 1,421 | 1,233 | 1,198 | 1,092 |
| + REGION 3 | 282 | 304 | 310 | 325 |
| + REGION 4 | 108 | 122 | 127 | 126 |
| + REGION 5 | 1,234 | 1,039 | 984 | 825 |
| + REGION 6 | 124 | 163 | 158 | 143 |
| + REGION 7 | 338 | 353 | 305 | 300 |
| + REGION 8 | 354 | 395 | 413 | 328 |
| Total | 8,560 | 8,005 | 7,585 | 6,465 |