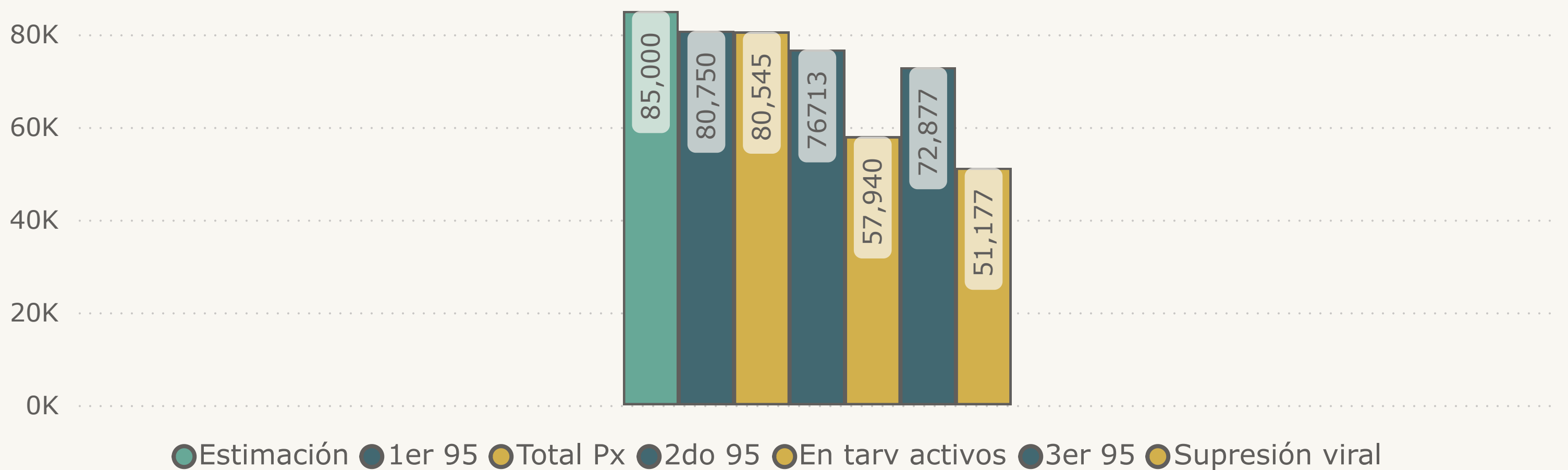


La **Estimación Nacional 2024**, de personas que viven con VIH en la República Dominicana es de **85,000**, a la fecha: (**27/02/2026**), **80,545** personas conocen su estado serológico y están vinculadas a **88** establecimientos de salud que brindan servicios de VIH.

### Pacientes en los servicios según estatus

| Servicio<br>Estatus                       | Adultos       |               | Pediátricos |              | Total         |                |
|---|---------------|---------------|-------------|--------------|---------------|----------------|
|   | Conteo        | %             | Conteo      | %            | Conteo        | %              |
| <input type="checkbox"/> <b>Inactivos</b> | <b>21,888</b> | <b>27.17%</b> | <b>240</b>  | <b>0.30%</b> | <b>22,128</b> | <b>27.47%</b>  |
| Px. Inactivos en Tratamiento              | 21,391        | 26.56%        | 228         | 0.28%        | <b>21,619</b> | <b>26.84%</b>  |
| Px. Inactivos en Seguimiento Clínico      | 497           | 0.62%         | 12          | 0.01%        | <b>509</b>    | <b>0.63%</b>   |
| <input type="checkbox"/> <b>Activos</b>   | <b>57,967</b> | <b>71.97%</b> | <b>450</b>  | <b>0.56%</b> | <b>58,417</b> | <b>72.53%</b>  |
| Px. Activos en Tratamiento                | 57,503        | 71.39%        | 437         | 0.54%        | <b>57,940</b> | <b>71.93%</b>  |
| Px. Activos en Seguimiento Clínico        | 464           | 0.58%         | 13          | 0.02%        | <b>477</b>    | <b>0.59%</b>   |
| <b>Total</b>                              | <b>79,855</b> | <b>99.14%</b> | <b>690</b>  | <b>0.86%</b> | <b>80,545</b> | <b>100.00%</b> |

### Cascada de tratamiento



#### Cumplimiento Metas 95 - 95 - 95:

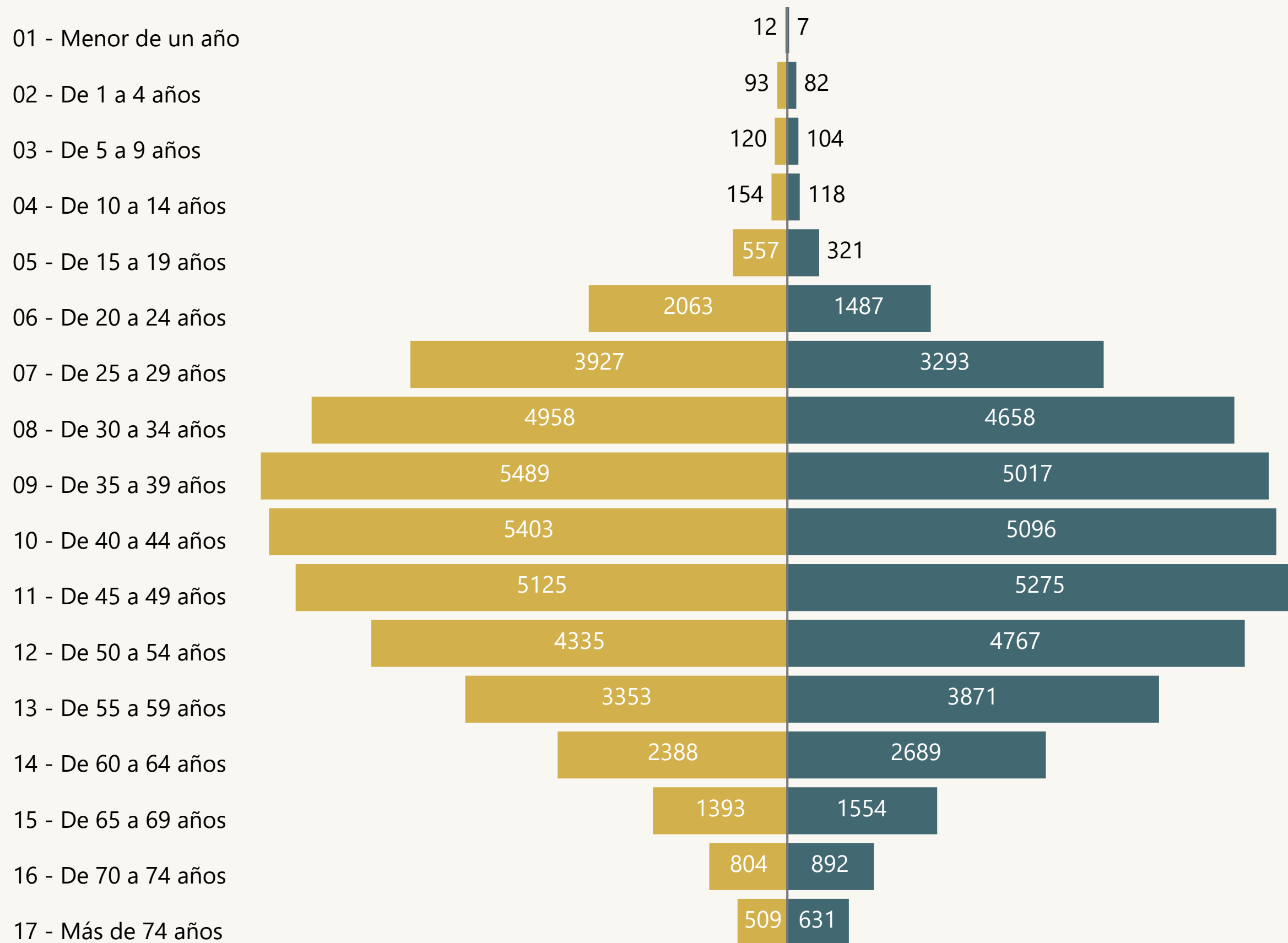
**99.75 % (80,545 / 1er 95 80,750)**  
**75.53 % (57,940 / 2do 95 76,713)**  
**70.22 % (51,177 / 3er 95 72,877)**

#### Cobertura de Estimación Nacional

**94.76 % (80,545 / 85,000)** conocen su estado serológico  
**68.16 % (57,940 / 85,000)** en TARV activos  
**60.21 % (51,177 / 85,000)** con supresión viral

### Pacientes por grupos etarios y sexo

● F ● M

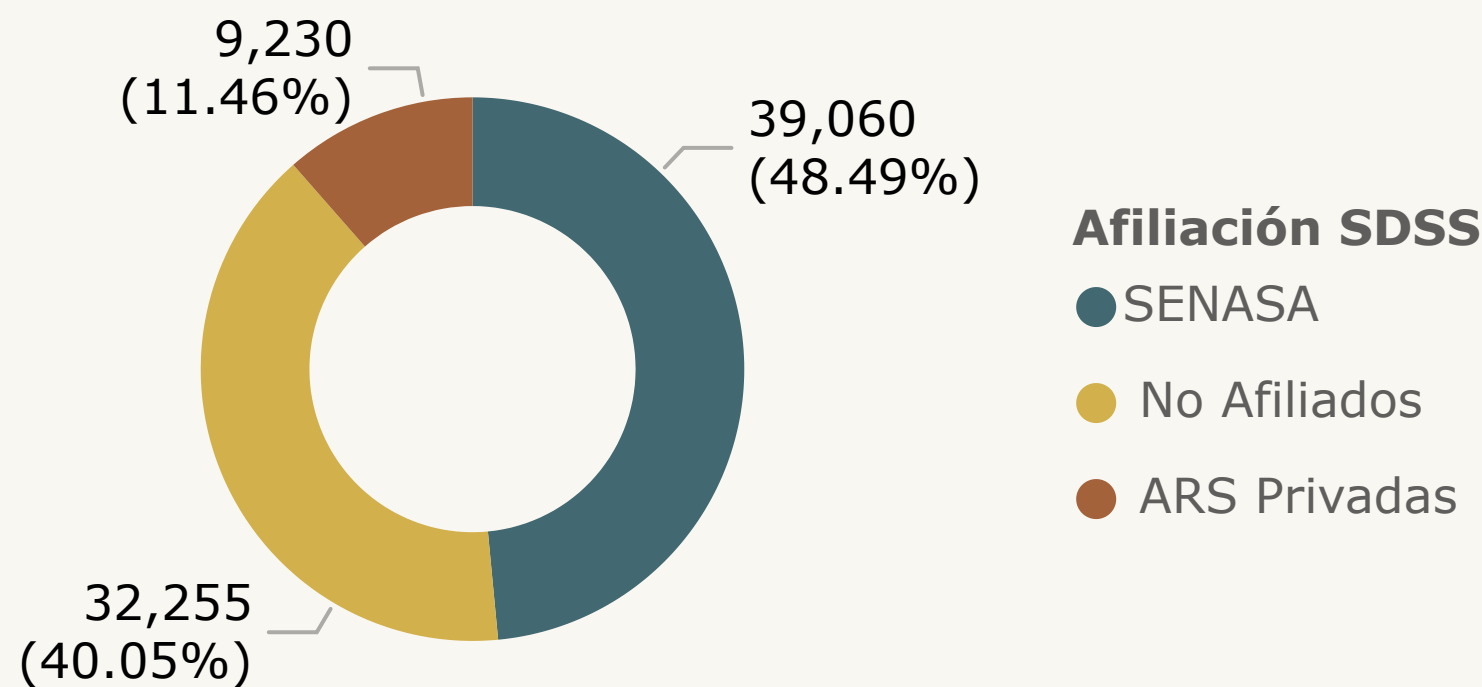
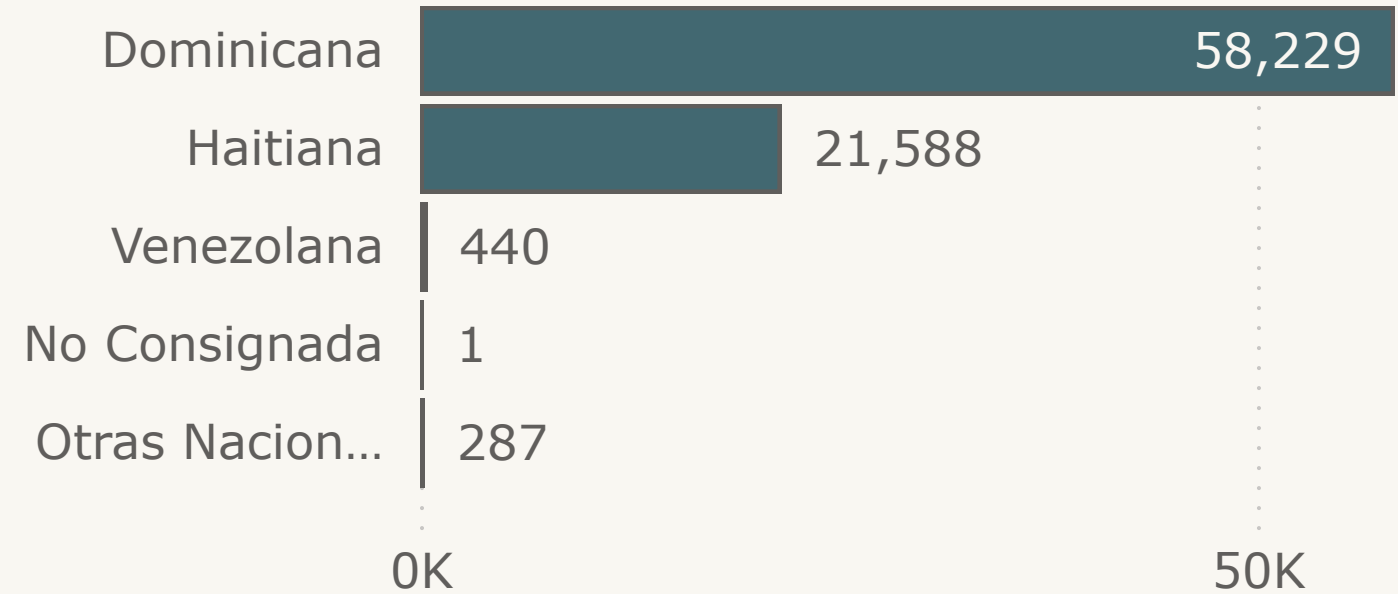


### Continuo de atención por grupos etarios

| Servicio             | Total Px      | En tarv       | Px en tarv activos | Con supresión viral |
|----------------------|---------------|---------------|--------------------|---------------------|
| <b>Pediátricos</b>   | <b>690</b>    | <b>665</b>    | <b>437</b>         | <b>327</b>          |
| 01 - Menor de un año | 19            | 15            | 11                 | 8                   |
| 02 - De 1 a 4 años   | 175           | 172           | 88                 | 64                  |
| 03 - De 5 a 9 años   | 224           | 215           | 135                | 96                  |
| 04 - De 10 a 14 años | 272           | 263           | 203                | 159                 |
| <b>Adultos</b>       | <b>79,855</b> | <b>78,894</b> | <b>57,503</b>      | <b>50,850</b>       |
| 05 - De 15 a 19 años | 878           | 852           | 582                | 383                 |
| 06 - De 20 a 24 años | 3,550         | 3,476         | 2,033              | 1,562               |
| 07 - De 25 a 29 años | 7,220         | 7,081         | 4,163              | 3,392               |
| 08 - De 30 a 34 años | 9,616         | 9,430         | 5,975              | 5,066               |
| 09 - De 35 a 39 años | 10,506        | 10,349        | 6,914              | 5,963               |
| 10 - De 40 a 44 años | 10,499        | 10,370        | 7,400              | 6,492               |
| 11 - De 45 a 49 años | 10,400        | 10,315        | 7,909              | 7,091               |
| 12 - De 50 a 54 años | 9,102         | 9,042         | 7,361              | 6,693               |
| 13 - De 55 a 59 años | 7,224         | 7,179         | 5,987              | 5,542               |
| 14 - De 60 a 64 años | 5,077         | 5,045         | 4,285              | 4,026               |
| 15 - De 65 a 69 años | 2,947         | 2,931         | 2,522              | 2,371               |
| 16 - De 70 a 74 años | 1,696         | 1,690         | 1,419              | 1,353               |
| 17 - Más de 74 años  | 1,140         | 1,134         | 953                | 916                 |
| <b>Total</b>         | <b>80,545</b> | <b>79,559</b> | <b>57,940</b>      | <b>51,177</b>       |

### Pacientes según nacionalidad

| Nacionalidad         | Conteo        | %              |
|----------------------|---------------|----------------|
| Dominicana           | 58,229        | 72.29%         |
| Haitiana             | 21,588        | 26.80%         |
| Venezolana           | 440           | 0.55%          |
| No Consignada        | 1             | 0.00%          |
| Otras Nacionalidades | 287           | 0.36%          |
| <b>Total</b>         | <b>80,545</b> | <b>100.00%</b> |

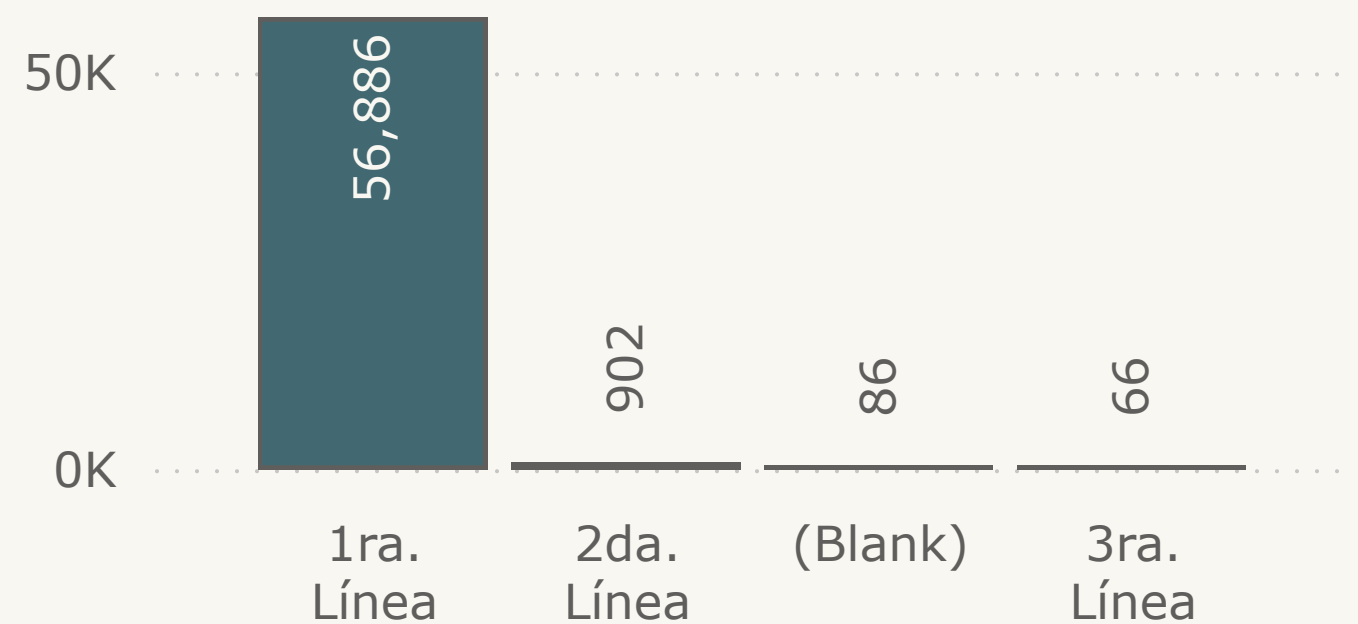


### Pacientes según aseguramiento

| Afiliación SDSS | Conteo        | %              |
|-----------------|---------------|----------------|
| SENASA          | 39,060        | 48.49%         |
| No Afiliados    | 32,255        | 40.05%         |
| ARS Privadas    | 9,230         | 11.46%         |
| <b>Total</b>    | <b>80,545</b> | <b>100.00%</b> |

### Px por líneas de tarv y meses de dispensación

| Línea de Tratamiento | 1            | 2            | 3             | 6             | Total         |
|----------------------|--------------|--------------|---------------|---------------|---------------|
| 1ra. Línea           | 4,276        | 4,356        | 36,037        | 12,217        | <b>56,886</b> |
| 2da. Línea           | 76           | 93           | 605           | 128           | <b>902</b>    |
| 3ra. Línea           | 13           | 5            | 43            | 5             | <b>66</b>     |
| <b>Total</b>         | <b>4,365</b> | <b>4,454</b> | <b>36,771</b> | <b>12,350</b> | <b>57,940</b> |



### Carga Viral en últimos 12 meses

**80,545**

Total Px

**56,799**

Px con CV últimos 12 meses

**70.52%**

% Px con CV últimos 12 meses

Año

2026

Mes

2

Región

All

SAI

All

## Pacientes por líneas y esquemas, según tiempo de dispensación en meses

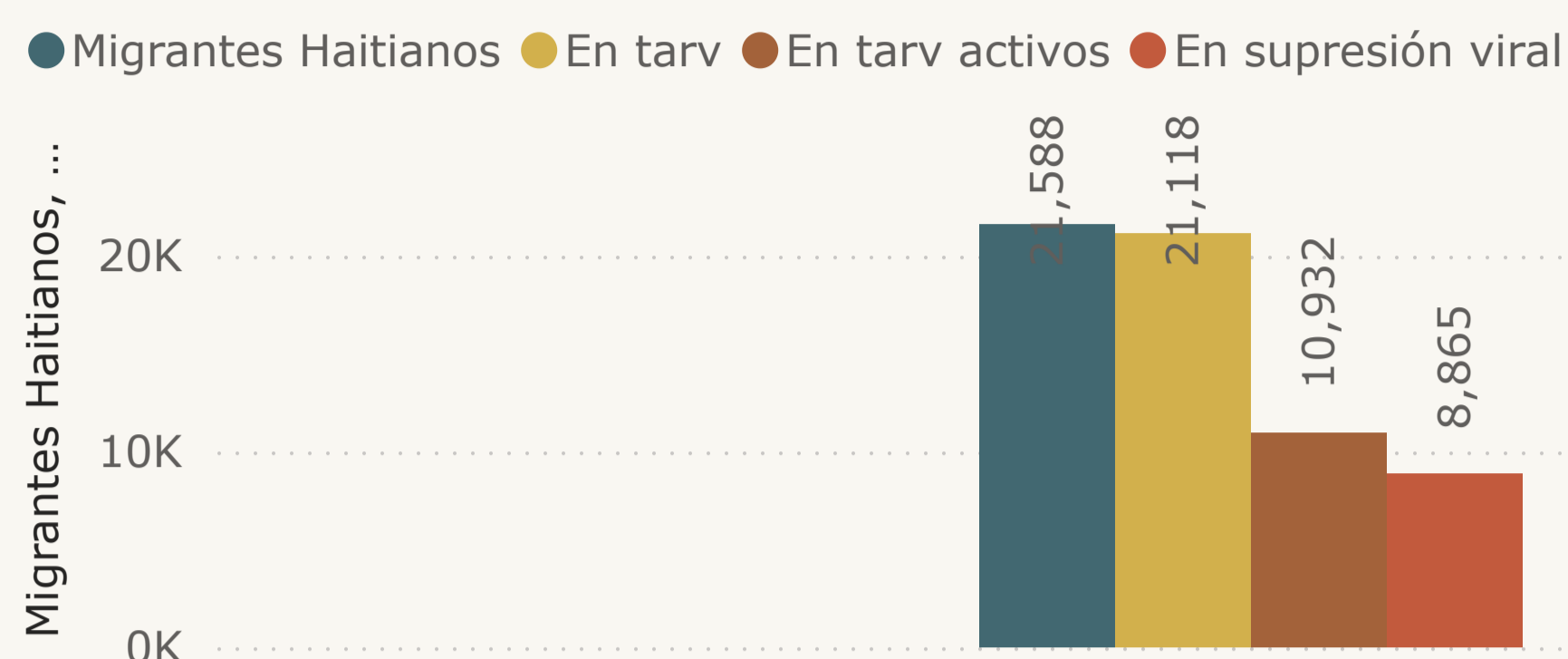
| Estatus   | 1            | 2            | 3             | 6             | Total         |
|---|--------------|--------------|---------------|---------------|---------------|
| <input type="checkbox"/> <b>Px. Activos en Tratamiento</b>  | <b>4,365</b> | <b>4,454</b> | <b>36,771</b> | <b>12,350</b> | <b>57,940</b> |
| <input type="checkbox"/> <b>1ra. Línea</b>  | <b>4,276</b> | <b>4,356</b> | <b>36,037</b> | <b>12,217</b> | <b>56,886</b> |
| Tenofovir/Emtricitabina+Dolutegravir 300/200 mg + 50 mg   | 3,730        | 3,722        | 30,407        | 10,050        | <b>47,909</b> |
| Tenofovir/Lamivudina/Efavirenz 300mg+300mg+600mg  | 116          | 177          | 1,708         | 1,225         | <b>3,226</b>  |
| Abacavir/Lamivudina+Dolutegravir 600/300 mg + 50 mg   | 118          | 179          | 1,433         | 439           | <b>2,169</b>  |
| Tenofovir/Lamivudina+Dolutegravir 300mg+300mg+50mg  | 83           | 41           | 1,383         | 287           | <b>1,794</b>  |
| Tenofovir/Emtricitabina+Efavirenz 300/200 mg + 600 mg   | 83           | 120          | 805           | 171           | <b>1,179</b>  |
| NULL  | 88           | 13           | 96            | 2             | <b>199</b>    |
| Tenofovir/Emtricitabina+Dolutegravir 300/200 mg+50mg  | 15           | 40           | 55            | 13            | <b>123</b>    |
| Abacavir/Lamivudina+Dolutegravir 600/300 +50mg  | 22           | 30           | 47            |               | <b>99</b>     |
| Abacavir/Lamivudina+Efavirenz 600/300 mg + 600 mg   | 6            | 10           | 53            | 20            | <b>89</b>     |
| Zidovudina/Lamivudina+Dolutegravir 300mg/150mg + 50mg   | 7            | 12           | 9             | 4             | <b>32</b>     |
| Abacavir/Lamivudina+Efavirenz   | 1            | 7            | 8             |               | <b>16</b>     |
| Zidovudina/Lamivudina+Efavirenz 300mg/150mg + 600mg   | 1            |              | 5             | 5             | <b>11</b>     |
| Zidovudina/Lamivudina/Nevirapina  | 4            | 3            | 1             |               | <b>8</b>      |
| EFAVIRENZ 600 MG TAB --- TENOFOVIR/LAMIVUDINA 300 MG + 300 MG TAB   |              |              |               | 5             | <b>5</b>      |
| Tenofovir/Emtricitabina+Efavirenz 300/200 +600 mg   |              | 1            | 3             |               | <b>4</b>      |
| TENOFOVIR/LAMIVUDINA 300 MG + 300 MG TAB --- EFAVIRENZ 600 MG TAB   |              |              |               | 4             | <b>4</b>      |
| Zidovudina/Lamivudina/Nevirapina 300mg+150mg+200mg  | 1            |              | 3             |               | <b>4</b>      |
| ZIDOVUDINA/LAMIVUDINA/NEVIRAPINA 300 MG + 150 MG + 200 MG TAB   |              |              |               | 3             | <b>3</b>      |
| EFAVIRENZ 600 MG TAB --- ZIDOVUDINA/LAMIVUDINA 300 MG + 150 MG TAB  |              |              |               | 2             | <b>2</b>      |
| LOPINAVER/RITONAVIR 200 MG + 50 MG TAB --- ZIDOVUDINA/LAMIVUDINA 300 MG + 150 MG TAB                                |              |              |               | 2             | <b>2</b>      |
| ABACAVIR 300 MG TAB --- EFAVIRENZ 600 MG TAB --- LAMIVUDINA 150 MG TAB  |              |              |               | 1             | <b>1</b>      |
| EFAVIRENZ 600 MG TAB --- TENOFOVIR/EMTRICITABINA 300 MG + 200 MG TAB  |              |              |               | 1             | <b>1</b>      |
| LOPINAVER/RITONAVIR 200 MG + 50 MG TAB --- ABACAVIR/LAMIVUDINA 600 + 300 MG TAB                                     |              |              |               | 1             | <b>1</b>      |
| TENOFOVIR/EMTRICITABINA 300 MG + 200 MG TAB   |              |              |               | 1             | <b>1</b>      |
| Tenofovir/Emtricitabina+Dolutegravir 300/200 mg + 50 mg --- Tenofovir/Emtricitabina+Dolutegravir 300/200 mg + 50 mg | 1            |              |               |               | <b>1</b>      |
| Tenofovir/Emtricitabina+Dolutegravir 300/200 mg + 50 mg --- Tenofovir/Lamivudina/Efavirenz 300mg+300mg+600mg        |              |              |               | 1             | <b>1</b>      |
| TENOFOVIR/LAMIVUDINA 300 MG + 300 MG TAB --- NEVIRAPINA 200 MG TAB  |              |              |               | 1             | <b>1</b>      |
| Zidovudina/Lamivudina+Efavirenz   |              | 1            |               |               | <b>1</b>      |
| <input type="checkbox"/> <b>2da. Línea</b>  | <b>76</b>    | <b>93</b>    | <b>605</b>    | <b>128</b>    | <b>902</b>    |
| <b>Total</b>  | <b>4,365</b> | <b>4,454</b> | <b>36,771</b> | <b>12,350</b> | <b>57,940</b> |



### Migrantes Haitianos

|                      | F | M       |
|----------------------|---|---------|
| Migrantes Haitianos  |   | 12,459  |
| En tarv              |   | 12,201  |
| % en tarv            |   | 97.93 % |
| En tarv activos      |   | 6,021   |
| % en tarv activos    |   | 48.33%  |
| En supresión viral   |   | 4,874   |
| % en supresión viral |   | 80.95 % |

### Migrantes Haitianos



### HSH

|                      |         |
|----------------------|---------|
| HSH                  | 5,782   |
| En tarv              | 5,747   |
| % en tarv            | 99.39 % |
| En tarv activos      | 4,505   |
| % en tarv activos    | 77.91%  |
| En supresión viral   | 4,146   |
| % en supresión viral | 92.03 % |

### HSH



### Trans

|                      |          |
|----------------------|----------|
| TRANS                | 282      |
| En tarv              | 282      |
| % en tarv            | 100.00 % |
| En tarv activos      | 201      |
| % en tarv activos    | 71.28%   |
| En supresión viral   | 170      |
| % En supresión viral | 84.58 %  |

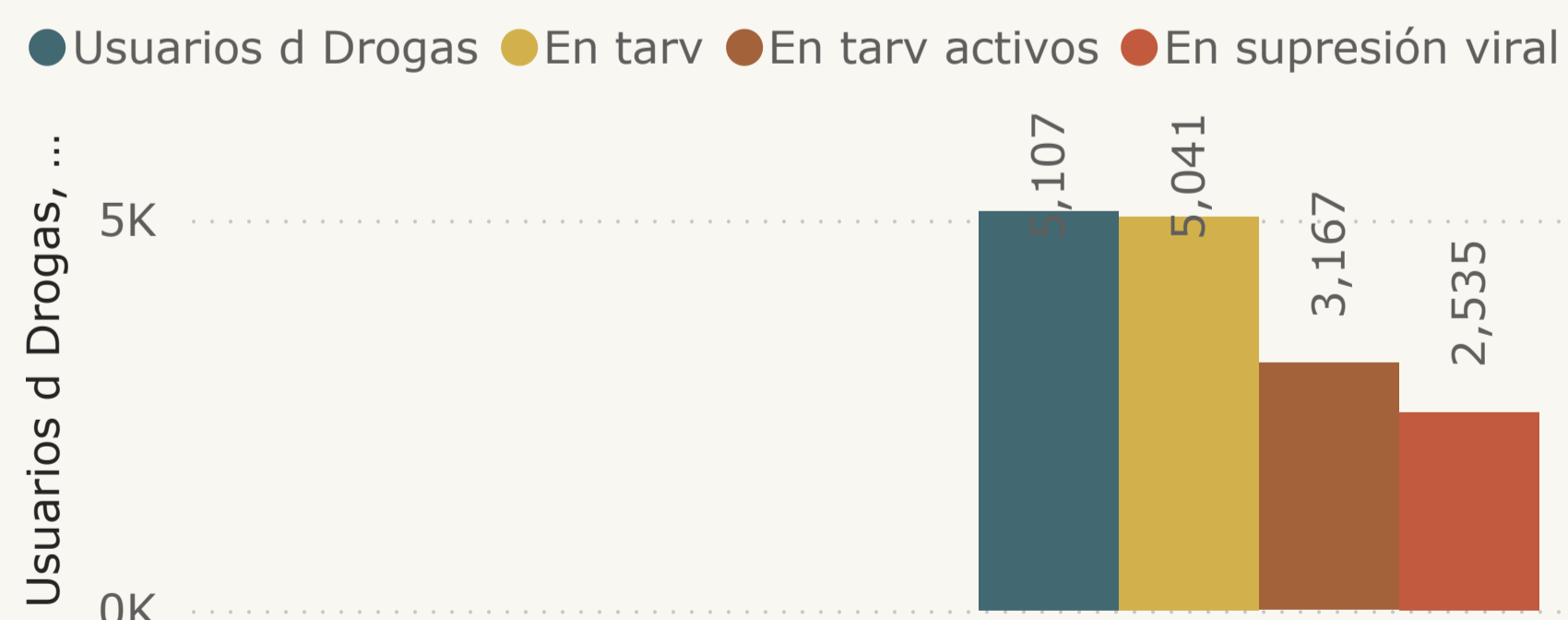
### Trans



### Usuarios de Drogas

|                      | No Endovenosa | Venosa  | Total          |
|----------------------|---------------|---------|----------------|
| Usuarios de Drogas   | 437           | 4,670   | <b>5,107</b>   |
| En tarv              | 435           | 4,606   | <b>5,041</b>   |
| % en tarv            | 99.54 %       | 98.63 % | <b>98.71 %</b> |
| En tarv activos      | 274           | 2,893   | <b>3,167</b>   |
| % en tarv activos    | 62.70%        | 61.95%  | <b>62.01%</b>  |
| En supresión viral   | 225           | 2,310   | <b>2,535</b>   |
| % en supresión viral | 82.12 %       | 79.85 % | <b>80.04 %</b> |

### Usuarios de Drogas



### TRSX

|                      | F       | M       | Total          |
|----------------------|---------|---------|----------------|
| TRSX                 | 2,053   | 3,442   | <b>5,495</b>   |
| En tarv              | 2,025   | 3,394   | <b>5,419</b>   |
| % en tarv            | 98.64 % | 98.61 % | <b>98.62 %</b> |
| En tarv activos      | 1,222   | 2,325   | <b>3,547</b>   |
| % en tarv activos    | 59.52%  | 67.55%  | <b>64.55%</b>  |
| En supresión viral   | 1,042   | 2,029   | <b>3,071</b>   |
| % en supresión viral | 85.27 % | 87.27 % | <b>86.58 %</b> |

### TRSX



**Continuo de atención por establecimientos**

| Región Planificación/SRS                             | Total Px      | Px en tarv    | 1er. 95        | Px en tarv activos | 2do. 95        | Px en tarv con supresión viral | 3er. 95       |
|--|---------------|---------------|----------------|--------------------|----------------|--------------------------------|---------------|
| <b>01 - CIBAO NORTE</b>                              | <b>14,007</b> | <b>13,853</b> | <b>98.90 %</b> | <b>10,225</b>      | <b>73.81 %</b> | <b>9,080</b>                   | <b>88.80%</b> |
| ARTURO GRULLON                                       | 165           | 152           | 92.12 %        | 102                | 67.11 %        | 75                             | 73.53%        |
| BELLA VISTA  | 59            | 59            | 100.00 %       | 54                 | 91.53 %        | 48                             | 88.89%        |
| CENTRO DE PROMOCION Y SOLIDARIDAD HUMANA CEPROSH     | 2,687         | 2,657         | 98.88 %        | 2,047              | 77.04 %        | 1,776                          | 86.76%        |
| CENTRO DE SALUD INTEGRAL BELLA                       | 1,007         | 1,001         | 99.40 %        | 685                | 68.43 %        | 607                            | 88.61%        |
| CENTRO DE SALUD INTEGRAL MOSCTHA SANTIAGO            | 422           | 420           | 99.53 %        | 265                | 63.10 %        | 151                            | 56.98%        |
| CENTRO ESPECIALIZADO DE ATENCION DE SALUD JUAN XXIII | 1,329         | 1,319         | 99.25 %        | 763                | 57.85 %        | 659                            | 86.37%        |
| CIENFUEGOS   | 294           | 292           | 99.32 %        | 245                | 83.90 %        | 221                            | 90.20%        |
| JOSE DE JESUS JIMENEZ ALMONTE                        | 1,100         | 1,095         | 99.55 %        | 868                | 79.27 %        | 809                            | 93.20%        |
| JOSE MARIA CABRAL Y BAEZ                             | 2,323         | 2,311         | 99.48 %        | 1,885              | 81.57 %        | 1,773                          | 94.06%        |
| PRESIDENTE ESTRELLA URENA                            | 1,505         | 1,484         | 98.60 %        | 841                | 56.67 %        | 722                            | 85.85%        |
| RICARDO LIMARDO                                      | 1,331         | 1,315         | 98.80 %        | 1,038              | 78.94 %        | 920                            | 88.63%        |
| ROSA CISNERO PROFAMILIA SANTIAGO                     | 1,065         | 1,058         | 99.34 %        | 958                | 90.55 %        | 917                            | 95.72%        |
| TORIBIO BENCOSME                                     | 720           | 690           | 95.83 %        | 474                | 68.70 %        | 402                            | 84.81%        |
| <b>02 - CIBAO SUR</b>                                | <b>3,328</b>  | <b>3,322</b>  | <b>99.82 %</b> | <b>2,503</b>       | <b>75.35 %</b> | <b>2,244</b>                   | <b>89.65%</b> |
| DR LUIS MORILLO KING                                 | 2,111         | 2,109         | 99.91 %        | 1,575              | 74.68 %        | 1,435                          | 91.11%        |
| DR PEDRO ANTONIO CESPEDES                            | 295           | 295           | 100.00 %       | 239                | 81.02 %        | 215                            | 89.96%        |
| DR PEDRO EMILIO DE MARCHENA                          | 529           | 527           | 99.62 %        | 330                | 62.62 %        | 264                            | 80.00%        |
| INMACULADA CONCEPCION                                | 389           | 388           | 99.74 %        | 357                | 92.01 %        | 328                            | 91.88%        |
| OCTAVIA GAUTIER DE VIDAL                             | 4             | 3             | 75.00 %        | 2                  | 66.67 %        | 2                              | 100.00%       |
| <b>03 - CIBAO NORDESTE</b>                           | <b>3,400</b>  | <b>3,374</b>  | <b>99.24 %</b> | <b>2,570</b>       | <b>76.17 %</b> | <b>2,265</b>                   | <b>88.13%</b> |
| DR ANTONIO YAPOUR HEDED                              | 370           | 368           | 99.46 %        | 261                | 70.92 %        | 196                            | 75.10%        |
| LEOPOLDO POU   | 848           | 836           | 98.58 %        | 651                | 77.87 %        | 550                            | 84.49%        |
| LIC ISIS DUARTE PROFAMILIA                           | 307           | 302           | 98.37 %        | 282                | 93.38 %        | 274                            | 97.16%        |
| PASCASIO TORIBIO PIANTINI                            | 319           | 318           | 99.69 %        | 204                | 64.15 %        | 181                            | 88.73%        |
| SAN VICENTE DE PAUL                                  | 1,556         | 1,550         | 99.61 %        | 1,172              | 75.61 %        | 1,064                          | 90.78%        |
| <b>04 - CIBAO NOROESTE</b>                           | <b>3,332</b>  | <b>3,323</b>  | <b>99.73 %</b> | <b>2,360</b>       | <b>71.02 %</b> | <b>2,086</b>                   | <b>88.39%</b> |
| GENERAL SANTIAGO RODRIGUEZ                           | 347           | 347           | 100.00 %       | 255                | 73.49 %        | 222                            | 87.06%        |
| GUAYUBIN   | 6             | 6             | 100.00 %       | 0                  | 0.00 %         | 0                              | 0.00%         |
| ING LUIS L BOGAERT                                   | 1,528         | 1,521         | 99.54 %        | 995                | 65.42 %        | 907                            | 91.16%        |
| JOSE FRANCISCO PENA GOMEZ                            | 7             | 7             | 100.00 %       | 6                  | 85.71 %        | 3                              | 50.00%        |
| MATIAS RAMON MELLA                                   | 556           | 556           | 100.00 %       | 511                | 91.91 %        | 473                            | 92.56%        |
| PADRE FANTINO  | 888           | 886           | 99.77 %        | 593                | 66.93 %        | 481                            | 81.11%        |
| <b>05 - VALDESIA</b>                                 | <b>3,265</b>  | <b>3,233</b>  | <b>99.02 %</b> | <b>2,255</b>       | <b>69.75 %</b> | <b>1,920</b>                   | <b>85.14%</b> |
| BARSEQUILLO  | 2             | 2             | 100.00 %       | 0                  | 0.00 %         | 0                              | 0.00%         |
| JUAN PABLO PINA                                      | 1,929         | 1,915         | 99.27 %        | 1,303              | 68.04 %        | 1,101                          | 84.50%        |
| NUESTRA SENORA DE REGLA                              | 803           | 787           | 98.01 %        | 580                | 73.70 %        | 488                            | 84.14%        |
| SAN JOSE   | 214           | 213           | 99.53 %        | 117                | 54.93 %        | 98                             | 83.76%        |
| VILLA ALTAGRACIA                                     | 317           | 316           | 99.68 %        | 255                | 80.70 %        | 233                            | 91.37%        |
| <b>06 - ENRIQUILLO</b>                               | <b>1,255</b>  | <b>1,228</b>  | <b>97.85 %</b> | <b>952</b>         | <b>77.52 %</b> | <b>797</b>                     | <b>83.72%</b> |
| <b>Total</b>   | <b>80,545</b> | <b>79,559</b> | <b>98.78 %</b> | <b>57,940</b>      | <b>72.83 %</b> | <b>51,177</b>                  | <b>88.33%</b> |

### Estatus de pacientes por establecimientos

| Estatus<br>Región Planificación/SRS                             | Px. Activos en Seguimiento Clínico |              | Px. Activos en Tratamiento |               | Px. Inactivos en Seguimiento Clínico |              | Px. Inactivos en Tratamiento |               | Total         |             |
|---|------------------------------------|--------------|----------------------------|---------------|--------------------------------------|--------------|------------------------------|---------------|---------------|-------------|
|   | Conteo                             | %            | Conteo                     | %             | Conteo                               | %            | Conteo                       | %             | Conteo        | %           |
| 01 - CIBAO NORTE  | 51                                 | 0.36%        | 10,225                     | 73.00%        | 103                                  | 0.74%        | 3,628                        | 25.90%        | 14,007        | 100.        |
| 02 - CIBAO SUR  | 2                                  | 0.06%        | 2,503                      | 75.21%        | 4                                    | 0.12%        | 819                          | 24.61%        | 3,328         | 100.        |
| 03 - CIBAO NORDESTE   | 9                                  | 0.26%        | 2,570                      | 75.59%        | 17                                   | 0.50%        | 804                          | 23.65%        | 3,400         | 100.        |
| 04 - CIBAO NOROESTE   | 5                                  | 0.15%        | 2,360                      | 70.83%        | 4                                    | 0.12%        | 963                          | 28.90%        | 3,332         | 100.        |
| 05 - VALDESIA   | 25                                 | 0.77%        | 2,255                      | 69.07%        | 7                                    | 0.21%        | 978                          | 29.95%        | 3,265         | 100.        |
| 06 - ENRIQUILLO   | 8                                  | 0.64%        | 952                        | 75.86%        | 19                                   | 1.51%        | 276                          | 21.99%        | 1,255         | 100.        |
| 07 - EL VALLE   | 26                                 | 1.35%        | 1,400                      | 72.95%        | 50                                   | 2.61%        | 443                          | 23.08%        | 1,919         | 100.        |
| 08 - YUMA   | 21                                 | 0.24%        | 6,065                      | 70.10%        | 92                                   | 1.06%        | 2,474                        | 28.59%        | 8,652         | 100.        |
| 09 - HIGUAMO  | 69                                 | 1.11%        | 4,971                      | 79.95%        | 25                                   | 0.40%        | 1,153                        | 18.54%        | 6,218         | 100.        |
| 10 - OZAMA  | 261                                | 0.74%        | 24,639                     | 70.06%        | 188                                  | 0.53%        | 10,081                       | 28.66%        | 35,169        | 100.        |
| ACTIVO 20 30 SAI  | 9                                  | 0.53%        | 1,378                      | 81.25%        | 5                                    | 0.29%        | 304                          | 17.92%        | 1,696         | 100.        |
| AID FOR AIDS  | 5                                  | 0.27%        | 1,445                      | 79.31%        | 6                                    | 0.33%        | 366                          | 20.09%        | 1,822         | 100.        |
| AIDS HEALTHCARE FOUNDATION AHF                                  | 10                                 | 2.80%        | 343                        | 96.08%        |                                      |              | 4                            | 1.12%         | 357           | 100.        |
| CENTRAL FUERZA ARMADA   |                                    |              | 414                        | 91.59%        | 1                                    | 0.22%        | 37                           | 8.19%         | 452           | 100.        |
| CENTRO DE ATENCION Y ESPECIALIDADES CAE                         | 1                                  | 0.08%        | 887                        | 73.73%        | 3                                    | 0.25%        | 312                          | 25.94%        | 1,203         | 100.        |
| CENTRO DE ORIENTACION E INVESTIGACION INTEGRAL COIN             | 17                                 | 0.46%        | 2,578                      | 69.13%        | 34                                   | 0.91%        | 1,100                        | 29.50%        | 3,729         | 100.        |
| CENTRO SANITARIO DE SANTO DOMINGO                               | 33                                 | 0.64%        | 4,059                      | 78.13%        | 32                                   | 0.62%        | 1,071                        | 20.62%        | 5,195         | 100.        |
| CONSULTORIO ONG CASA ROSADA                                     | 2                                  | 15.38%       | 10                         | 76.92%        |                                      |              | 1                            | 7.69%         | 13            | 100.        |
| DR FRANCISCO VICENTE CASTRO SANDOVAL                            | 3                                  | 0.46%        | 467                        | 72.18%        | 5                                    | 0.77%        | 172                          | 26.58%        | 647           | 100.        |
| DR JOSE MANUEL RODRIGUEZ JIMENES                                | 4                                  | 0.64%        | 485                        | 77.60%        | 10                                   | 1.60%        | 126                          | 20.16%        | 625           | 100.        |
| DR ROBERT REID CABRAL   | 1                                  | 0.32%        | 204                        | 64.56%        | 3                                    | 0.95%        | 108                          | 34.18%        | 316           | 100.        |
| DR VINICIO CALVENTI   | 15                                 | 0.65%        | 1,592                      | 68.71%        | 12                                   | 0.52%        | 698                          | 30.13%        | 2,317         | 100.        |
| DRA EVANGELINA RODRIGUEZ PEROZO                                 |                                    |              | 2                          | 50.00%        |                                      |              | 2                            | 50.00%        | 4             | 100.        |
| EL ALMIRANTE  |                                    |              |                            |               |                                      |              | 4                            | 100.00%       | 4             | 100.        |
| ENGOMBE   | 2                                  | 11.76%       |                            |               |                                      |              | 15                           | 88.24%        | 17            | 100.        |
| EVANGELINA RODRIGUEZ PRO FAMILIA                                | 3                                  | 0.46%        | 539                        | 81.79%        | 3                                    | 0.46%        | 114                          | 17.30%        | 659           | 100.        |
| INSTITUTO DE SEXUALIDAD HUMANA                                  | 1                                  | 0.68%        | 136                        | 91.89%        |                                      |              | 11                           | 7.43%         | 148           | 100.        |
| INSTITUTO DERMATOLOGICO DOMINICANO                              | 2                                  | 0.20%        | 864                        | 88.52%        | 1                                    | 0.10%        | 109                          | 11.17%        | 976           | 100.        |
| INSTITUTO DOMINICANO DE ESTUDIOS VIROLOGICO IDEV                | 15                                 | 0.50%        | 1,878                      | 62.68%        | 9                                    | 0.30%        | 1,094                        | 36.52%        | 2,996         | 100.        |
| LOTES Y SERVICIOS   | 8                                  | 0.39%        | 1,440                      | 69.90%        | 17                                   | 0.83%        | 595                          | 28.88%        | 2,060         | 100.        |
| MATERNIDAD NUESTRA SENORA DE LA ALTAGRACIA                      |                                    |              | 33                         | 15.71%        | 4                                    | 1.90%        | 173                          | 82.38%        | 210           | 100.        |
| MATERNO DR REYNALDO ALMANZAR                                    |                                    |              | 9                          | 22.50%        |                                      |              | 31                           | 77.50%        | 40            | 100.        |
| MOSCTHA MOVIMIENTO SOCIO CULTURAL TRABAJADORES HATIANOS MOSCTHA | 10                                 | 0.62%        | 832                        | 51.17%        |                                      |              | 784                          | 48.22%        | 1,626         | 100.        |
| PALAVE  | 1                                  | 0.88%        | 83                         | 73.45%        | 3                                    | 2.65%        | 26                           | 23.01%        | 113           | 100.        |
| PENAL DE LA VICTORIA  | 1                                  | 1.02%        |                            |               | 6                                    | 6.12%        | 91                           | 92.86%        | 98            | 100.        |
| POLICIA NACIONAL HOSGEPOL                                       |                                    |              | 353                        | 90.28%        |                                      |              | 38                           | 9.72%         | 391           | 100.        |
| RAMON DE LARA   | 5                                  | 0.89%        | 420                        | 74.60%        | 3                                    | 0.53%        | 135                          | 23.98%        | 563           | 100.        |
| SALVADOR B GAUTIER  | 9                                  | 1.21%        | 589                        | 79.49%        | 11                                   | 1.48%        | 132                          | 17.81%        | 741           | 100.        |
| SAN LORENZO DE LOS MINA MATERNO INFANTIL                        |                                    |              | 87                         | 18.24%        | 8                                    | 1.68%        | 382                          | 80.08%        | 477           | 100.        |
| SEMMA   | 1                                  | 0.70%        | 122                        | 85.31%        |                                      |              | 20                           | 13.99%        | 143           | 100.        |
| YOLANDA GUZMAN  | 103                                | 1.86%        | 3,390                      | 61.29%        | 12                                   | 0.22%        | 2,026                        | 36.63%        | 5,531         | 100.        |
| <b>Total</b>  | <b>477</b>                         | <b>0.59%</b> | <b>57,940</b>              | <b>71.93%</b> | <b>509</b>                           | <b>0.63%</b> | <b>21,619</b>                | <b>26.84%</b> | <b>80,545</b> | <b>100.</b> |

### Estatus de pacientes por establecimientos

| Estatus   | Px. Activos en Seguimiento Clínico |              | Px. Activos en Tratamiento |               | Px. Inactivos en Seguimiento Clínico |              | Px. Inactivos en Tratamiento |               | Total         |                |
|---|------------------------------------|--------------|----------------------------|---------------|--------------------------------------|--------------|------------------------------|---------------|---------------|----------------|
|   | Conteo                             | %            | Conteo                     | %             | Conteo                               | %            | Conteo                       | %             | Conteo        | %              |
| <b>01 - CIBAO NORTE</b>                                     | <b>51</b>                          | <b>0.36%</b> | <b>10,225</b>              | <b>73.00%</b> | <b>103</b>                           | <b>0.74%</b> | <b>3,628</b>                 | <b>25.90%</b> | <b>14,007</b> | <b>100.00%</b> |
| <b>ARTURO GRULLON</b>                                       | <b>2</b>                           | <b>1.21%</b> | <b>102</b>                 | <b>61.82%</b> | <b>11</b>                            | <b>6.67%</b> | <b>50</b>                    | <b>30.30%</b> | <b>165</b>    | <b>100.00%</b> |
| Dominicana  | 1                                  | 1.00%        | 76                         | 76.00%        | 1                                    | 1.00%        | 22                           | 22.00%        | 100           | 100.00%        |
| Haitiana  | 1                                  | 1.54%        | 26                         | 40.00%        | 10                                   | 15.38%       | 28                           | 43.08%        | 65            | 100.00%        |
| <b>BELLA VISTA</b>  |                                    |              | <b>54</b>                  | <b>91.53%</b> |                                      |              | <b>5</b>                     | <b>8.47%</b>  | <b>59</b>     | <b>100.00%</b> |
| Dominicana  |                                    |              | 46                         | 93.88%        |                                      |              | 3                            | 6.12%         | 49            | 100.00%        |
| Haitiana  |                                    |              | 7                          | 77.78%        |                                      |              | 2                            | 22.22%        | 9             | 100.00%        |
| Venezolana  |                                    |              | 1                          | 100.00%       |                                      |              |                              |               | 1             | 100.00%        |
| <b>CENTRO DE PROMOCION Y SOLIDARIDAD HUMANA CEPROSH</b>     | <b>7</b>                           | <b>0.26%</b> | <b>2,047</b>               | <b>76.18%</b> | <b>23</b>                            | <b>0.86%</b> | <b>610</b>                   | <b>22.70%</b> | <b>2,687</b>  | <b>100.00%</b> |
| Dominicana  | 4                                  | 0.24%        | 1,413                      | 84.31%        | 4                                    | 0.24%        | 255                          | 15.21%        | 1,676         | 100.00%        |
| Haitiana  | 3                                  | 0.30%        | 625                        | 62.88%        | 19                                   | 1.91%        | 347                          | 34.91%        | 994           | 100.00%        |
| Venezolana  |                                    |              | 1                          | 50.00%        |                                      |              | 1                            | 50.00%        | 2             | 100.00%        |
| Otras Nacionalidades  |                                    |              | 8                          | 53.33%        |                                      |              | 7                            | 46.67%        | 15            | 100.00%        |
| <b>CENTRO DE SALUD INTEGRAL BELLA VISTA</b>                 |                                    |              | <b>685</b>                 | <b>68.02%</b> | <b>6</b>                             | <b>0.60%</b> | <b>316</b>                   | <b>31.38%</b> | <b>1,007</b>  | <b>100.00%</b> |
| Dominicana  |                                    |              | 551                        | 83.74%        | 2                                    | 0.30%        | 105                          | 15.96%        | 658           | 100.00%        |
| Haitiana  |                                    |              | 132                        | 38.15%        | 4                                    | 1.16%        | 210                          | 60.69%        | 346           | 100.00%        |
| Venezolana  |                                    |              | 2                          | 100.00%       |                                      |              |                              |               | 2             | 100.00%        |
| Otras Nacionalidades  |                                    |              |                            |               |                                      |              | 1                            | 100.00%       | 1             | 100.00%        |
| <b>CENTRO DE SALUD INTEGRAL MOSCTHA SANTIAGO</b>            | <b>2</b>                           | <b>0.47%</b> | <b>265</b>                 | <b>62.80%</b> |                                      |              | <b>155</b>                   | <b>36.73%</b> | <b>422</b>    | <b>100.00%</b> |
| Dominicana  |                                    |              | 47                         | 83.93%        |                                      |              | 9                            | 16.07%        | 56            | 100.00%        |
| Haitiana  | 2                                  | 0.55%        | 218                        | 59.56%        |                                      |              | 146                          | 39.89%        | 366           | 100.00%        |
| <b>CENTRO ESPECIALIZADO DE ATENCION DE SALUD JUAN XXIII</b> |                                    |              | <b>763</b>                 | <b>57.41%</b> | <b>10</b>                            | <b>0.75%</b> | <b>556</b>                   | <b>41.84%</b> | <b>1,329</b>  | <b>100.00%</b> |
| Dominicana  |                                    |              | 434                        | 83.14%        | 2                                    | 0.38%        | 86                           | 16.48%        | 522           | 100.00%        |
| Haitiana  |                                    |              | 325                        | 40.47%        | 8                                    | 1.00%        | 470                          | 58.53%        | 803           | 100.00%        |
| Venezolana  |                                    |              | 2                          | 100.00%       |                                      |              |                              |               | 2             | 100.00%        |
| Otras Nacionalidades  |                                    |              | 2                          | 100.00%       |                                      |              |                              |               | 2             | 100.00%        |
| <b>CIENFUEGOS</b>   | <b>2</b>                           | <b>0.68%</b> | <b>245</b>                 | <b>83.33%</b> |                                      |              | <b>47</b>                    | <b>15.99%</b> | <b>294</b>    | <b>100.00%</b> |
| Dominicana  | 1                                  | 0.39%        | 227                        | 87.98%        |                                      |              | 30                           | 11.63%        | 258           | 100.00%        |
| Haitiana  | 1                                  | 2.86%        | 17                         | 48.57%        |                                      |              | 17                           | 48.57%        | 35            | 100.00%        |
| Otras Nacionalidades  |                                    |              | 1                          | 100.00%       |                                      |              |                              |               | 1             | 100.00%        |
| <b>JOSE DE JESUS JIMENEZ ALMONTE</b>                        |                                    |              | <b>868</b>                 | <b>78.91%</b> | <b>5</b>                             | <b>0.45%</b> | <b>227</b>                   | <b>20.64%</b> | <b>1,100</b>  | <b>100.00%</b> |
| Dominicana  |                                    |              | 782                        | 84.27%        | 1                                    | 0.11%        | 145                          | 15.63%        | 928           | 100.00%        |
| Haitiana  |                                    |              | 82                         | 49.10%        | 4                                    | 2.40%        | 81                           | 48.50%        | 167           | 100.00%        |
| Venezolana  |                                    |              | 4                          | 80.00%        |                                      |              | 1                            | 20.00%        | 5             | 100.00%        |
| <b>JOSE MARIA CABRAL Y BAEZ</b>                             | <b>8</b>                           | <b>0.34%</b> | <b>1,885</b>               | <b>81.15%</b> | <b>4</b>                             | <b>0.17%</b> | <b>426</b>                   | <b>18.34%</b> | <b>2,323</b>  | <b>100.00%</b> |
| Dominicana  | 8                                  | 0.37%        | 1,805                      | 83.76%        | 2                                    | 0.09%        | 340                          | 15.78%        | 2,155         | 100.00%        |
| Haitiana  |                                    |              | 67                         | 45.27%        | 2                                    | 1.35%        | 79                           | 53.38%        | 148           | 100.00%        |
| Venezolana  |                                    |              | 10                         | 66.67%        |                                      |              | 5                            | 33.33%        | 15            | 100.00%        |
| Otras Nacionalidades  |                                    |              | 3                          | 60.00%        |                                      |              | 2                            | 40.00%        | 5             | 100.00%        |
| <b>PRESIDENTE ESTRELLA URENA</b>                            | <b>9</b>                           | <b>0.60%</b> | <b>841</b>                 | <b>55.88%</b> | <b>12</b>                            | <b>0.80%</b> | <b>643</b>                   | <b>42.72%</b> | <b>1,505</b>  | <b>100.00%</b> |
| Dominicana  | 7                                  | 1.02%        | 519                        | 75.88%        | 5                                    | 0.73%        | 153                          | 22.37%        | 684           | 100.00%        |
| Haitiana  | 2                                  | 0.25%        | 318                        | 39.16%        | 7                                    | 0.86%        | 485                          | 59.73%        | 812           | 100.00%        |
| Venezolana  |                                    |              |                            |               |                                      |              | 3                            | 100.00%       | 3             | 100.00%        |
| Otras Nacionalidades  |                                    |              | 4                          | 66.67%        |                                      |              | 2                            | 33.33%        | 6             | 100.00%        |
| <b>RICARDO LIMARDO</b>                                      | <b>7</b>                           | <b>0.53%</b> | <b>1,038</b>               | <b>77.99%</b> | <b>9</b>                             | <b>0.68%</b> | <b>277</b>                   | <b>20.81%</b> | <b>1,331</b>  | <b>100.00%</b> |
| Dominicana  | 7                                  | 0.69%        | 852                        | 84.36%        | 6                                    | 0.59%        | 145                          | 14.36%        | 1,010         | 100.00%        |
| <b>Total</b>  | <b>477</b>                         | <b>0.59%</b> | <b>57,940</b>              | <b>71.93%</b> | <b>509</b>                           | <b>0.63%</b> | <b>21,619</b>                | <b>26.84%</b> | <b>80,545</b> | <b>100.00%</b> |

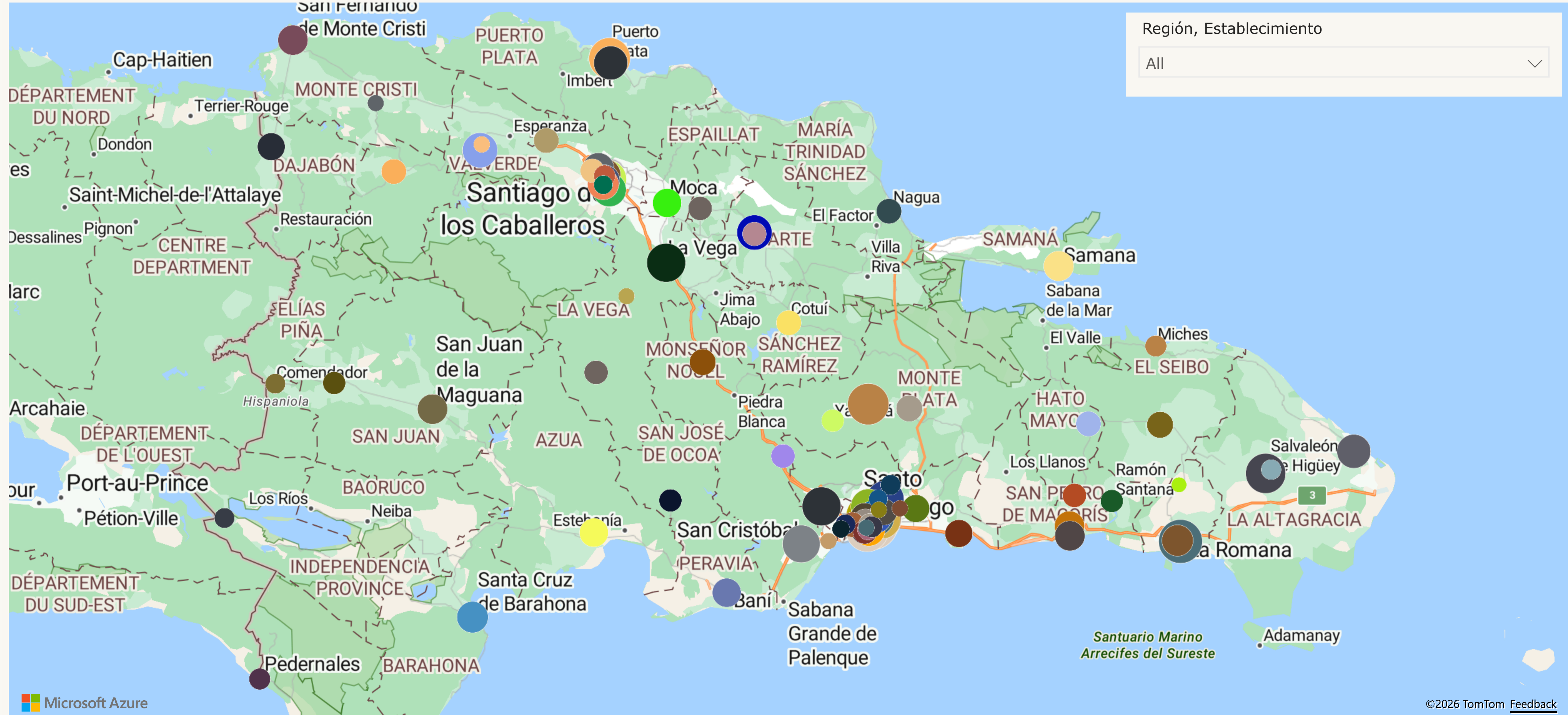


# Sistema de Registro Nominal de Atención Integral (SIRNAI).

## Módulo FAPPS - Mapa de establecimientos con servicios de VIH

Año: 2026  
Mes: 2

### Mapa de Servicios de Atención Integral





# Sistema de Registro Nominal de Atención Integral (SIRNAI)


## Módulo FAPPS - Pacientes por provincia de procedencia

Año: 2026

Mes: 2

### Pacientes por provincia de procedencia

| Estatus<br>Condición<br><br>Provincia de procedencia | Activos                            |                |                            |                | Inactivos     |                |                                      |                | Total                        |                |               |                |               |                |
|--|------------------------------------|----------------|----------------------------|----------------|---------------|----------------|--------------------------------------|----------------|------------------------------|----------------|---------------|----------------|---------------|----------------|
|  | Px. Activos en Seguimiento Clínico |                | Px. Activos en Tratamiento |                | Total         |                | Px. Inactivos en Seguimiento Clínico |                | Px. Inactivos en Tratamiento |                | Total         |                |               |                |
|  | Conteo                             | %              | Conteo                     | %              | Conteo        | %              | Conteo                               | %              | Conteo                       | %              | Conteo        | %              |               |                |
| AZUA   | 20                                 | 4.19%          | 589                        | 1.02%          | <b>609</b>    | <b>1.04%</b>   | 46                                   | 9.04%          | 191                          | 0.88%          | <b>237</b>    | <b>1.07%</b>   | <b>846</b>    | <b>1.05%</b>   |
| BAHORUCO   |                                    |                | 188                        | 0.32%          | <b>188</b>    | <b>0.32%</b>   | 5                                    | 0.98%          | 54                           | 0.25%          | <b>59</b>     | <b>0.27%</b>   | <b>247</b>    | <b>0.31%</b>   |
| BARAHONA   | 7                                  | 1.47%          | 730                        | 1.26%          | <b>737</b>    | <b>1.26%</b>   | 13                                   | 2.55%          | 207                          | 0.96%          | <b>220</b>    | <b>0.99%</b>   | <b>957</b>    | <b>1.19%</b>   |
| DAJABON  | 1                                  | 0.21%          | 582                        | 1.00%          | <b>583</b>    | <b>1.00%</b>   |                                      |                | 77                           | 0.36%          | <b>77</b>     | <b>0.35%</b>   | <b>660</b>    | <b>0.82%</b>   |
| DISTRITO NACIONAL                                    | 48                                 | 10.06%         | 5,906                      | 10.19%         | <b>5,954</b>  | <b>10.19%</b>  | 56                                   | 11.00%         | 2,095                        | 9.69%          | <b>2,151</b>  | <b>9.72%</b>   | <b>8,105</b>  | <b>10.06%</b>  |
| DUARTE   | 3                                  | 0.63%          | 1,146                      | 1.98%          | <b>1,149</b>  | <b>1.97%</b>   | 7                                    | 1.38%          | 366                          | 1.69%          | <b>373</b>    | <b>1.69%</b>   | <b>1,522</b>  | <b>1.89%</b>   |
| EL SEIBO   | 12                                 | 2.52%          | 561                        | 0.97%          | <b>573</b>    | <b>0.98%</b>   | 14                                   | 2.75%          | 184                          | 0.85%          | <b>198</b>    | <b>0.89%</b>   | <b>771</b>    | <b>0.96%</b>   |
| ELIAS PIÑA   | 2                                  | 0.42%          | 118                        | 0.20%          | <b>120</b>    | <b>0.21%</b>   | 3                                    | 0.59%          | 52                           | 0.24%          | <b>55</b>     | <b>0.25%</b>   | <b>175</b>    | <b>0.22%</b>   |
| ESPAILLAT  | 11                                 | 2.31%          | 829                        | 1.43%          | <b>840</b>    | <b>1.44%</b>   | 21                                   | 4.13%          | 286                          | 1.32%          | <b>307</b>    | <b>1.39%</b>   | <b>1,147</b>  | <b>1.42%</b>   |
| HATO MAYOR   |                                    |                | 453                        | 0.78%          | <b>453</b>    | <b>0.78%</b>   | 3                                    | 0.59%          | 107                          | 0.49%          | <b>110</b>    | <b>0.50%</b>   | <b>563</b>    | <b>0.70%</b>   |
| HERMANAS MIRABAL                                     | 3                                  | 0.63%          | 252                        | 0.43%          | <b>255</b>    | <b>0.44%</b>   | 1                                    | 0.20%          | 117                          | 0.54%          | <b>118</b>    | <b>0.53%</b>   | <b>373</b>    | <b>0.46%</b>   |
| INDEPENDENCIA  | 2                                  | 0.42%          | 125                        | 0.22%          | <b>127</b>    | <b>0.22%</b>   |                                      |                | 22                           | 0.10%          | <b>22</b>     | <b>0.10%</b>   | <b>149</b>    | <b>0.18%</b>   |
| LA ALTAGRACIA  | 11                                 | 2.31%          | 3,305                      | 5.70%          | <b>3,316</b>  | <b>5.68%</b>   | 49                                   | 9.63%          | 1,509                        | 6.98%          | <b>1,558</b>  | <b>7.04%</b>   | <b>4,874</b>  | <b>6.05%</b>   |
| LA ROMANA  | 4                                  | 0.84%          | 2,339                      | 4.04%          | <b>2,343</b>  | <b>4.01%</b>   | 28                                   | 5.50%          | 815                          | 3.77%          | <b>843</b>    | <b>3.81%</b>   | <b>3,186</b>  | <b>3.96%</b>   |
| LA VEGA  | 1                                  | 0.21%          | 1,769                      | 3.05%          | <b>1,770</b>  | <b>3.03%</b>   | 6                                    | 1.18%          | 569                          | 2.63%          | <b>575</b>    | <b>2.60%</b>   | <b>2,345</b>  | <b>2.91%</b>   |
| MARIA TRINIDAD SANCHEZ                               | 2                                  | 0.42%          | 846                        | 1.46%          | <b>848</b>    | <b>1.45%</b>   | 3                                    | 0.59%          | 223                          | 1.03%          | <b>226</b>    | <b>1.02%</b>   | <b>1,074</b>  | <b>1.33%</b>   |
| MONSEÑOR NOUEL                                       | 2                                  | 0.42%          | 584                        | 1.01%          | <b>586</b>    | <b>1.00%</b>   | 2                                    | 0.39%          | 242                          | 1.12%          | <b>244</b>    | <b>1.10%</b>   | <b>830</b>    | <b>1.03%</b>   |
| MONTE CRISTI   |                                    |                | 818                        | 1.41%          | <b>818</b>    | <b>1.40%</b>   | 2                                    | 0.39%          | 367                          | 1.70%          | <b>369</b>    | <b>1.67%</b>   | <b>1,187</b>  | <b>1.47%</b>   |
| MONTE PLATA  | 35                                 | 7.34%          | 2,854                      | 4.93%          | <b>2,889</b>  | <b>4.95%</b>   | 5                                    | 0.98%          | 665                          | 3.08%          | <b>670</b>    | <b>3.03%</b>   | <b>3,559</b>  | <b>4.42%</b>   |
| PEDERNALES   | 2                                  | 0.42%          | 101                        | 0.17%          | <b>103</b>    | <b>0.18%</b>   | 2                                    | 0.39%          | 56                           | 0.26%          | <b>58</b>     | <b>0.26%</b>   | <b>161</b>    | <b>0.20%</b>   |
| PERAVIA  | 11                                 | 2.31%          | 811                        | 1.40%          | <b>822</b>    | <b>1.41%</b>   | 4                                    | 0.79%          | 335                          | 1.55%          | <b>339</b>    | <b>1.53%</b>   | <b>1,161</b>  | <b>1.44%</b>   |
| PUERTO PLATA   | 13                                 | 2.73%          | 2,873                      | 4.96%          | <b>2,886</b>  | <b>4.94%</b>   | 28                                   | 5.50%          | 833                          | 3.85%          | <b>861</b>    | <b>3.89%</b>   | <b>3,747</b>  | <b>4.65%</b>   |
| SAMANA   | 4                                  | 0.84%          | 829                        | 1.43%          | <b>833</b>    | <b>1.43%</b>   | 9                                    | 1.77%          | 217                          | 1.00%          | <b>226</b>    | <b>1.02%</b>   | <b>1,059</b>  | <b>1.31%</b>   |
| SAN CRISTOBAL  | 22                                 | 4.61%          | 2,589                      | 4.47%          | <b>2,611</b>  | <b>4.47%</b>   | 7                                    | 1.38%          | 877                          | 4.06%          | <b>884</b>    | <b>3.99%</b>   | <b>3,495</b>  | <b>4.34%</b>   |
| SAN JOSE DE OCOA                                     | 2                                  | 0.42%          | 159                        | 0.27%          | <b>161</b>    | <b>0.28%</b>   | 1                                    | 0.20%          | 110                          | 0.51%          | <b>111</b>    | <b>0.50%</b>   | <b>272</b>    | <b>0.34%</b>   |
| SAN JUAN   | 5                                  | 1.05%          | 983                        | 1.70%          | <b>988</b>    | <b>1.69%</b>   | 3                                    | 0.59%          | 261                          | 1.21%          | <b>264</b>    | <b>1.19%</b>   | <b>1,252</b>  | <b>1.55%</b>   |
| SAN PEDRO DE MACORIS                                 | 32                                 | 6.71%          | 2,047                      | 3.53%          | <b>2,079</b>  | <b>3.56%</b>   | 22                                   | 4.32%          | 490                          | 2.27%          | <b>512</b>    | <b>2.31%</b>   | <b>2,591</b>  | <b>3.22%</b>   |
| SANCHEZ RAMIREZ                                      | 2                                  | 0.42%          | 646                        | 1.11%          | <b>648</b>    | <b>1.11%</b>   |                                      |                | 114                          | 0.53%          | <b>114</b>    | <b>0.52%</b>   | <b>762</b>    | <b>0.95%</b>   |
| SANTIAGO   | 24                                 | 5.03%          | 5,926                      | 10.23%         | <b>5,950</b>  | <b>10.19%</b>  | 46                                   | 9.04%          | 2,368                        | 10.95%         | <b>2,414</b>  | <b>10.91%</b>  | <b>8,364</b>  | <b>10.38%</b>  |
| SANTIAGO RODRIGUEZ                                   |                                    |                | 266                        | 0.46%          | <b>266</b>    | <b>0.46%</b>   |                                      |                | 110                          | 0.51%          | <b>110</b>    | <b>0.50%</b>   | <b>376</b>    | <b>0.47%</b>   |
| SANTO DOMINGO  | 192                                | 40.25%         | 15,668                     | 27.04%         | <b>15,860</b> | <b>27.15%</b>  | 121                                  | 23.77%         | 7,153                        | 33.09%         | <b>7,274</b>  | <b>32.87%</b>  | <b>23,134</b> | <b>28.72%</b>  |
| VALVERDE   | 4                                  | 0.84%          | 1,048                      | 1.81%          | <b>1,052</b>  | <b>1.80%</b>   | 2                                    | 0.39%          | 547                          | 2.53%          | <b>549</b>    | <b>2.48%</b>   | <b>1,601</b>  | <b>1.99%</b>   |
| <b>Total</b>   | <b>477</b>                         | <b>100.00%</b> | <b>57,940</b>              | <b>100.00%</b> | <b>58,417</b> | <b>100.00%</b> | <b>509</b>                           | <b>100.00%</b> | <b>21,619</b>                | <b>100.00%</b> | <b>22,128</b> | <b>100.00%</b> | <b>80,545</b> | <b>100.00%</b> |



### Pacientes por provincia de atención

| Estatus<br>Condición   | Activos                            |                |                            |                | Inactivos                            |                |                              |                | Total         |                |               |                |               |                |
|------------------------|------------------------------------|----------------|----------------------------|----------------|--------------------------------------|----------------|------------------------------|----------------|---------------|----------------|---------------|----------------|---------------|----------------|
|                        | Px. Activos en Seguimiento Clínico |                | Px. Activos en Tratamiento |                | Px. Inactivos en Seguimiento Clínico |                | Px. Inactivos en Tratamiento |                | Total         |                |               |                |               |                |
| Provincia de atención  | Conteo                             | %              | Conteo                     | %              | Conteo                               | %              | Conteo                       | %              | Conteo        | %              | Conteo        | %              |               |                |
| DISTRITO NACIONAL      | 209                                | 43.82%         | 18,254                     | 31.51%         | <b>18,463</b>                        | <b>31.61%</b>  | 128                          | 25.15%         | 6,781         | 31.37%         | <b>6,909</b>  | <b>31.22%</b>  | <b>25,372</b> | <b>31.50%</b>  |
| SANTO DOMINGO          | 52                                 | 10.90%         | 6,385                      | 11.02%         | <b>6,437</b>                         | <b>11.02%</b>  | 60                           | 11.79%         | 3,300         | 15.26%         | <b>3,360</b>  | <b>15.18%</b>  | <b>9,797</b>  | <b>12.16%</b>  |
| SANTIAGO               | 28                                 | 5.87%          | 6,666                      | 11.51%         | <b>6,694</b>                         | <b>11.46%</b>  | 50                           | 9.82%          | 2,525         | 11.68%         | <b>2,575</b>  | <b>11.64%</b>  | <b>9,269</b>  | <b>11.51%</b>  |
| LA ROMANA              | 2                                  | 0.42%          | 3,111                      | 5.37%          | <b>3,113</b>                         | <b>5.33%</b>   | 33                           | 6.48%          | 1,054         | 4.88%          | <b>1,087</b>  | <b>4.91%</b>   | <b>4,200</b>  | <b>5.21%</b>   |
| PUERTO PLATA           | 14                                 | 2.94%          | 3,085                      | 5.32%          | <b>3,099</b>                         | <b>5.30%</b>   | 32                           | 6.29%          | 887           | 4.10%          | <b>919</b>    | <b>4.15%</b>   | <b>4,018</b>  | <b>4.99%</b>   |
| LA ALTAGRACIA          | 9                                  | 1.89%          | 2,481                      | 4.28%          | <b>2,490</b>                         | <b>4.26%</b>   | 46                           | 9.04%          | 1,288         | 5.96%          | <b>1,334</b>  | <b>6.03%</b>   | <b>3,824</b>  | <b>4.75%</b>   |
| MONTE PLATA            | 34                                 | 7.13%          | 2,779                      | 4.80%          | <b>2,813</b>                         | <b>4.82%</b>   | 1                            | 0.20%          | 642           | 2.97%          | <b>643</b>    | <b>2.91%</b>   | <b>3,456</b>  | <b>4.29%</b>   |
| LA VEGA                |                                    |                | 1,816                      | 3.13%          | <b>1,816</b>                         | <b>3.11%</b>   | 3                            | 0.59%          | 591           | 2.73%          | <b>594</b>    | <b>2.68%</b>   | <b>2,410</b>  | <b>2.99%</b>   |
| SAN PEDRO DE MACORIS   | 35                                 | 7.34%          | 1,892                      | 3.27%          | <b>1,927</b>                         | <b>3.30%</b>   | 24                           | 4.72%          | 414           | 1.91%          | <b>438</b>    | <b>1.98%</b>   | <b>2,365</b>  | <b>2.94%</b>   |
| SAN CRISTOBAL          | 13                                 | 2.73%          | 1,558                      | 2.69%          | <b>1,571</b>                         | <b>2.69%</b>   | 2                            | 0.39%          | 675           | 3.12%          | <b>677</b>    | <b>3.06%</b>   | <b>2,248</b>  | <b>2.79%</b>   |
| DUARTE                 | 4                                  | 0.84%          | 1,454                      | 2.51%          | <b>1,458</b>                         | <b>2.50%</b>   | 7                            | 1.38%          | 398           | 1.84%          | <b>405</b>    | <b>1.83%</b>   | <b>1,863</b>  | <b>2.31%</b>   |
| VALVERDE               | 5                                  | 1.05%          | 1,001                      | 1.73%          | <b>1,006</b>                         | <b>1.72%</b>   | 2                            | 0.39%          | 527           | 2.44%          | <b>529</b>    | <b>2.39%</b>   | <b>1,535</b>  | <b>1.91%</b>   |
| SAN JUAN               | 3                                  | 0.63%          | 795                        | 1.37%          | <b>798</b>                           | <b>1.37%</b>   | 3                            | 0.59%          | 231           | 1.07%          | <b>234</b>    | <b>1.06%</b>   | <b>1,032</b>  | <b>1.28%</b>   |
| BARAHONA               | 4                                  | 0.84%          | 784                        | 1.35%          | <b>788</b>                           | <b>1.35%</b>   | 19                           | 3.73%          | 217           | 1.00%          | <b>236</b>    | <b>1.07%</b>   | <b>1,024</b>  | <b>1.27%</b>   |
| MONTE CRISTI           |                                    |                | 593                        | 1.02%          | <b>593</b>                           | <b>1.02%</b>   | 2                            | 0.39%          | 299           | 1.38%          | <b>301</b>    | <b>1.36%</b>   | <b>894</b>    | <b>1.11%</b>   |
| SAMANA                 | 4                                  | 0.84%          | 651                        | 1.12%          | <b>655</b>                           | <b>1.12%</b>   | 8                            | 1.57%          | 185           | 0.86%          | <b>193</b>    | <b>0.87%</b>   | <b>848</b>    | <b>1.05%</b>   |
| PERAVIA                | 12                                 | 2.52%          | 580                        | 1.00%          | <b>592</b>                           | <b>1.01%</b>   | 4                            | 0.79%          | 207           | 0.96%          | <b>211</b>    | <b>0.95%</b>   | <b>803</b>    | <b>1.00%</b>   |
| AZUA                   | 21                                 | 4.40%          | 528                        | 0.91%          | <b>549</b>                           | <b>0.94%</b>   | 46                           | 9.04%          | 170           | 0.79%          | <b>216</b>    | <b>0.98%</b>   | <b>765</b>    | <b>0.95%</b>   |
| ESPAILLAT              | 9                                  | 1.89%          | 474                        | 0.82%          | <b>483</b>                           | <b>0.83%</b>   | 21                           | 4.13%          | 216           | 1.00%          | <b>237</b>    | <b>1.07%</b>   | <b>720</b>    | <b>0.89%</b>   |
| EL SEIBO               | 10                                 | 2.10%          | 473                        | 0.82%          | <b>483</b>                           | <b>0.83%</b>   | 13                           | 2.55%          | 132           | 0.61%          | <b>145</b>    | <b>0.66%</b>   | <b>628</b>    | <b>0.78%</b>   |
| DAJABON                |                                    |                | 511                        | 0.88%          | <b>511</b>                           | <b>0.87%</b>   |                              |                | 45            | 0.21%          | <b>45</b>     | <b>0.20%</b>   | <b>556</b>    | <b>0.69%</b>   |
| MONSEÑOR NOUEL         | 1                                  | 0.21%          | 330                        | 0.57%          | <b>331</b>                           | <b>0.57%</b>   | 1                            | 0.20%          | 197           | 0.91%          | <b>198</b>    | <b>0.89%</b>   | <b>529</b>    | <b>0.66%</b>   |
| HATO MAYOR             |                                    |                | 300                        | 0.52%          | <b>300</b>                           | <b>0.51%</b>   |                              |                | 97            | 0.45%          | <b>97</b>     | <b>0.44%</b>   | <b>397</b>    | <b>0.49%</b>   |
| SANCHEZ RAMIREZ        | 1                                  | 0.21%          | 357                        | 0.62%          | <b>358</b>                           | <b>0.61%</b>   |                              |                | 31            | 0.14%          | <b>31</b>     | <b>0.14%</b>   | <b>389</b>    | <b>0.48%</b>   |
| MARIA TRINIDAD SANCHEZ |                                    |                | 261                        | 0.45%          | <b>261</b>                           | <b>0.45%</b>   | 2                            | 0.39%          | 107           | 0.49%          | <b>109</b>    | <b>0.49%</b>   | <b>370</b>    | <b>0.46%</b>   |
| SANTIAGO RODRIGUEZ     |                                    |                | 255                        | 0.44%          | <b>255</b>                           | <b>0.44%</b>   |                              |                | 92            | 0.43%          | <b>92</b>     | <b>0.42%</b>   | <b>347</b>    | <b>0.43%</b>   |
| HERMANAS MIRABAL       | 1                                  | 0.21%          | 204                        | 0.35%          | <b>205</b>                           | <b>0.35%</b>   |                              |                | 114           | 0.53%          | <b>114</b>    | <b>0.52%</b>   | <b>319</b>    | <b>0.40%</b>   |
| SAN JOSE DE OCOA       |                                    |                | 117                        | 0.20%          | <b>117</b>                           | <b>0.20%</b>   | 1                            | 0.20%          | 96            | 0.44%          | <b>97</b>     | <b>0.44%</b>   | <b>214</b>    | <b>0.27%</b>   |
| PEDERNALES             | 2                                  | 0.42%          | 86                         | 0.15%          | <b>88</b>                            | <b>0.15%</b>   |                              |                | 47            | 0.22%          | <b>47</b>     | <b>0.21%</b>   | <b>135</b>    | <b>0.17%</b>   |
| ELIAS PIÑA             | 2                                  | 0.42%          | 77                         | 0.13%          | <b>79</b>                            | <b>0.14%</b>   | 1                            | 0.20%          | 42            | 0.19%          | <b>43</b>     | <b>0.19%</b>   | <b>122</b>    | <b>0.15%</b>   |
| INDEPENDENCIA          | 2                                  | 0.42%          | 82                         | 0.14%          | <b>84</b>                            | <b>0.14%</b>   |                              |                | 12            | 0.06%          | <b>12</b>     | <b>0.05%</b>   | <b>96</b>     | <b>0.12%</b>   |
| <b>Total</b>           | <b>477</b>                         | <b>100.00%</b> | <b>57,940</b>              | <b>100.00%</b> | <b>58,417</b>                        | <b>100.00%</b> | <b>509</b>                   | <b>100.00%</b> | <b>21,619</b> | <b>100.00%</b> | <b>22,128</b> | <b>100.00%</b> | <b>80,545</b> | <b>100.00%</b> |

Año

2026

Mes

2

### Pacientes nuevos por años

| RegiónPlanificacion/SRS | 2026       |            |
|-------------------------|------------|------------|
|                         | enero      | febrero    |
| + 01 - CIBAO NORTE      | 55         | 76         |
| + 02 - CIBAO SUR        | 15         | 24         |
| + 03 - CIBAO NORDESTE   | 18         | 28         |
| + 04 - CIBAO NOROESTE   | 20         | 46         |
| + 05 - VALDESIA         | 22         | 34         |
| + 06 - ENRIQUILLO       | 7          | 10         |
| + 07 - EL VALLE         | 13         | 16         |
| + 08 - YUMA             | 40         | 31         |
| + 09 - HIGUAMO          | 112        | 92         |
| + 10 - OZAMA            | 268        | 303        |
| <b>Total</b>            | <b>570</b> | <b>660</b> |

### Pacientes nuevos en tratamiento por años

| RegiónPlanificacion/SRS | 2021     | 2022     | 2023     | 2024      | 2025      | 2026       |
|-------------------------|----------|----------|----------|-----------|-----------|------------|
| + 01 - CIBAO NORTE      |          | 1        |          | 3         | 1         | 46         |
| + 02 - CIBAO SUR        |          |          | 1        | 1         | 1         | 10         |
| + 03 - CIBAO NORDESTE   |          |          |          |           |           | 13         |
| + 04 - CIBAO NOROESTE   |          |          |          |           |           | 17         |
| + 05 - VALDESIA         |          |          |          |           |           | 16         |
| + 06 - ENRIQUILLO       |          |          |          |           |           | 3          |
| + 07 - EL VALLE         |          |          |          |           |           | 7          |
| + 08 - YUMA             |          | 1        |          |           | 1         | 32         |
| + 09 - HIGUAMO          |          |          |          |           |           | 22         |
| + 10 - OZAMA            | 3        | 4        | 4        | 6         | 10        | 176        |
| <b>Total</b>            | <b>4</b> | <b>6</b> | <b>4</b> | <b>10</b> | <b>13</b> | <b>342</b> |